


Drupal 7

Angela “webchick” Byron, Drupalcon DC
March 4, 2009

About Me

- Started Drupal in 2005 as Google Summer of Code student
- Obsessed with everything Drupal (especially getting new people involved!)
- *Using Drupal* co-author, Drupal Association board member, Drupal 7 maintainer
- Work at Lullabot doing consulting and education



Agenda

- What happens during release?
- What's done so far?
- What's in the future?
- How can you help?
- Questions?

Mom, where does Drupal come from?

A tour of the Drupal
release cycle.



Step 1: Release the current version!

Step 1: Release the current version!



Drupal 6

Step 1: Release the current version!



Drupal 6



Step 2: Open up next version for development



Drupal 6

Step 2: Open up next version for development




Drupal 6

Step 2: Open up next version for development




Drupal 6



Step 2: Open up next version for development



Drupal 6



Drupal 7 (HEAD)

Drupal 4.7

<http://flickr.com/photos/shashchatter/>



Tuesday, September 15, 2009

Drupal 4.7

<http://flickr.com/photos/shashchatter/>

Note: Drupal 5 retires when Drupal 7 is released.

Step 3: “Code thaw”

Step 3: “Code thaw”

Fix things that have always annoyed you.

Step 3: “Code thaw”

Fix things that have always annoyed you.

Add features that take Drupal to the next level.

Step 3: “Code thaw”

Fix things that have always annoyed you.

Add features that take Drupal to the next level.

Integrate useful contributed modules.

Step 3: “Code thaw”

Fix things that have always annoyed you.

Add features that take Drupal to the next level.

Integrate useful contributed modules.

World domination!

Step 4: “Code freeze”

Step 4: “Code freeze”



Step 4: “Code freeze”



Step 4: “Code freeze”



Alpha / Beta / RC

Step 5: GOTO Step 1

Step 5: GOTO Step 1



Drupal 7

Step 5: GOTO Step 1



Drupal 7



Step 6: Port all your modules. ;)



Drupal 7



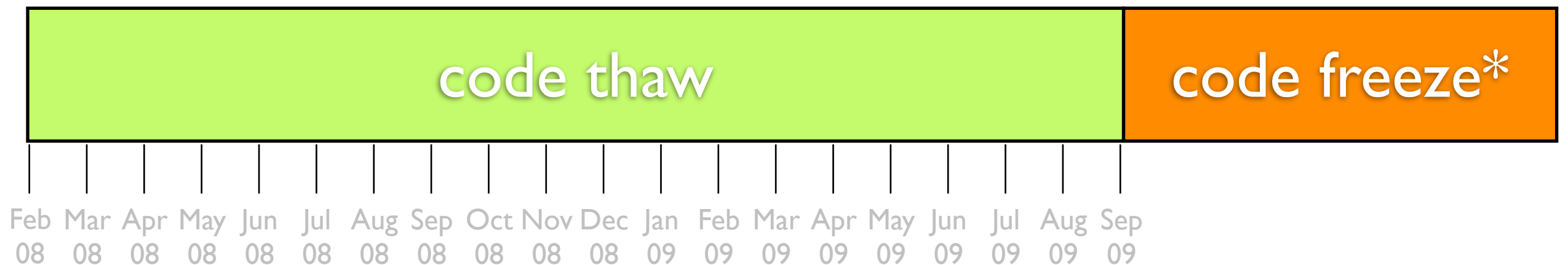
Where are we?

code thaw

code freeze*

*Code freeze not necessarily drawn to scale. ;)

Where are we?



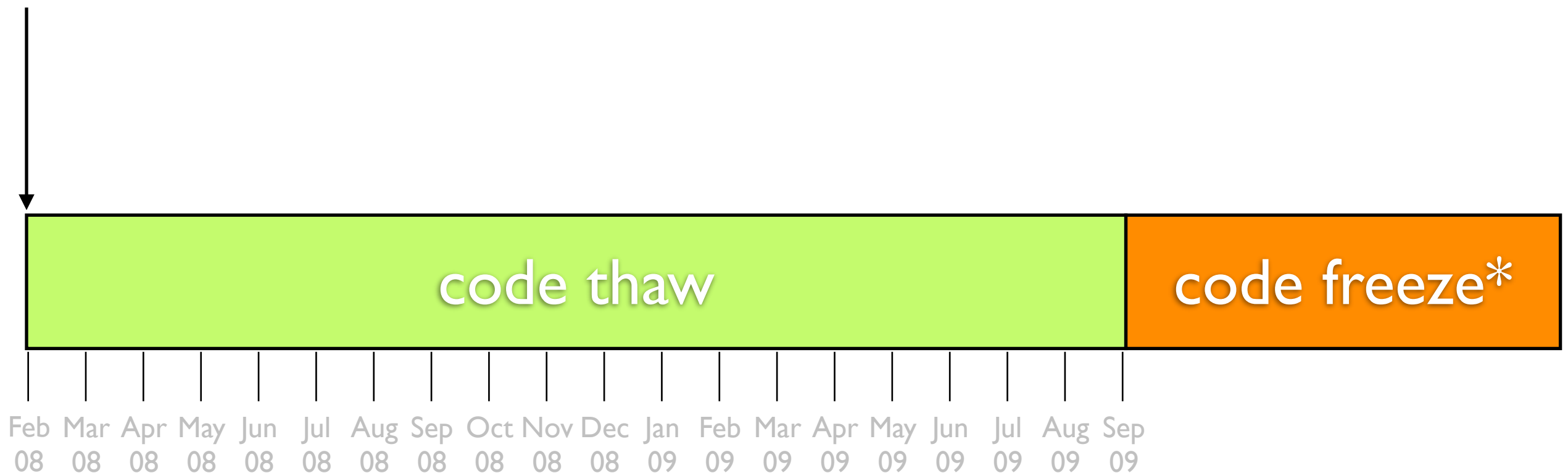
*Code freeze not necessarily drawn to scale. ;)

Where are we?

February, 2008

Drupal 6 released

Drupal 7 opened



*Code freeze not necessarily drawn to scale. ;)

Where are we?

February, 2008

Drupal 6 released
Drupal 7 opened

March, 2009

Drupalcon DC
(we are here now)

code thaw

code freeze*

Feb 08 Mar 08 Apr 08 May 08 Jun 08 Jul 08 Aug 08 Sep 08 Oct 08 Nov 08 Dec 08 Jan 09 Feb 09 Mar 09 Apr 09 May 09 Jun 09 Jul 09 Aug 09 Sep 09

*Code freeze not necessarily drawn to scale. ;)

Where are we?

February, 2008

Drupal 6 released
Drupal 7 opened

March, 2009

Drupalcon DC
(we are here now)

September 1, 2009

Code freeze

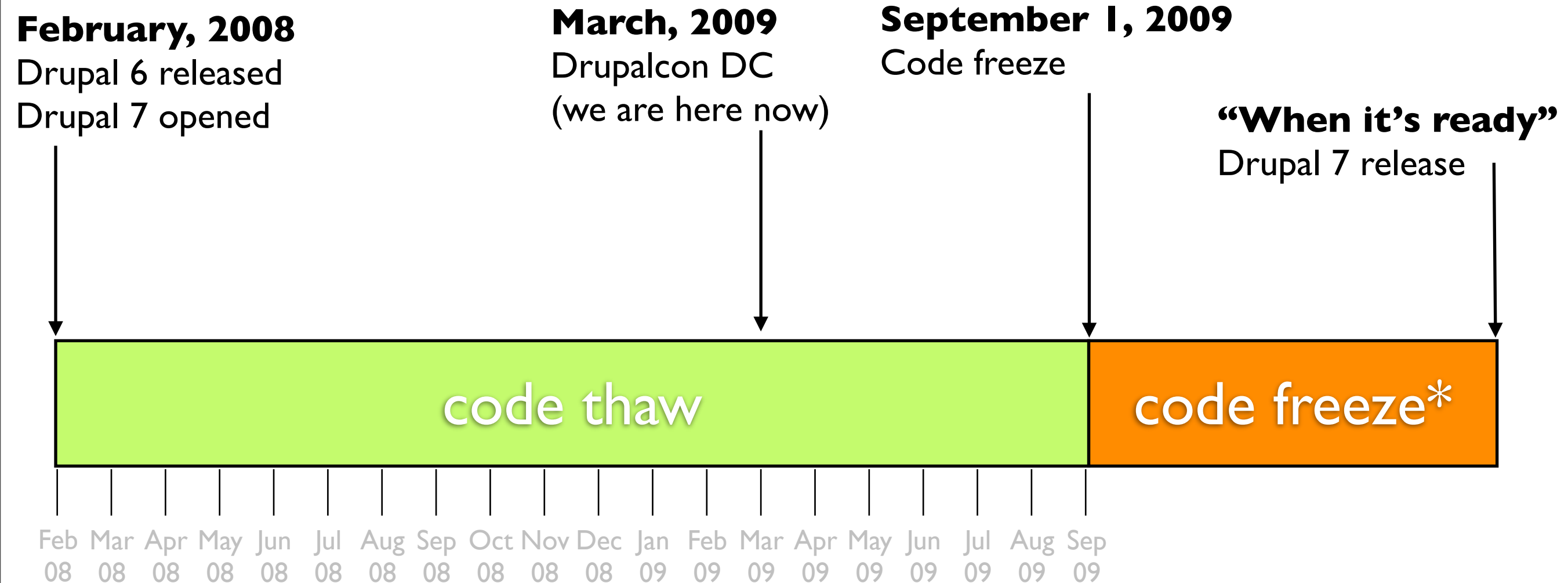
code thaw

code freeze*

Feb 08 Mar 08 Apr 08 May 08 Jun 08 Jul 08 Aug 08 Sep 08 Oct 08 Nov 08 Dec 08 Jan 09 Feb 09 Mar 09 Apr 09 May 09 Jun 09 Jul 09 Aug 09 Sep 09

*Code freeze not necessarily drawn to scale. ;)

Where are we?



*Code freeze not necessarily drawn to scale. ;)

Where are we?



*Code freeze not necessarily drawn to scale. ;)

When is “When it’s
ready”?

When is “When it’s ready”?

Contributor links

- **Queues**
 - [My issues](#)
 - [320 Pending bugs \(D7\)](#)
 - [257 Critical issues \(D7\)](#)
 - [1330 Patch queue \(D7\)](#)
 - [131 Patches to review \(D7\)](#)
- **Patch spotlight**
 - [Current Drupal core initiatives](#)
- **Play patch bingo!**
 - [Drupal core](#)
 - [Contributions](#)
- **Play bug bingo!**
 - [Drupal core](#)
 - [Contributions](#)
- [Mailing list archives](#)
- [Drupal.org webmasters](#)
- [Drupal.org server administrators](#)
- **Web links**
 - [Planet Drupal](#)
 - [Drupal talk](#)
 - [Drupal dojo](#)

When is “When it’s ready”?

Contributor links
<ul style="list-style-type: none">• Queues<ul style="list-style-type: none">• My issues• 320 Pending bugs (D7)• 257 Critical issues (D7)• 1330 Patch queue (D7)• 131 Patches to review (D7)• Patch spotlight<ul style="list-style-type: none">• Current Drupal core initiatives• Play patch bingo!<ul style="list-style-type: none">• Drupal core• Contributions• Play bug bingo!<ul style="list-style-type: none">• Drupal core• Contributions• Mailing list archives• Drupal.org webmasters• Drupal.org server administrators• Web links<ul style="list-style-type: none">• Planet Drupal• Drupal talk• Drupal dojo

When is “When it’s ready”?

When this number becomes **zero**.

Contributor links
<ul style="list-style-type: none">• Queues<ul style="list-style-type: none">• My issues• 320 Pending bugs (D7)• 257 Critical issues (D7)• 1330 Patch queue (D7)• 131 Patches to review (D7)• Patch spotlight<ul style="list-style-type: none">• Current Drupal core initiatives• Play patch bingo!<ul style="list-style-type: none">• Drupal core• Contributions• Play bug bingo!<ul style="list-style-type: none">• Drupal core• Contributions• Mailing list archives• Drupal.org webmasters• Drupal.org server administrators• Web links<ul style="list-style-type: none">• Planet Drupal• Drupal talk• Drupal dojo

Should I start building sites on Drupal 7?

Should I start building
sites on Drupal 7?

NO!

Should I start porting modules to Drupal 7?

Should I start porting
modules to Drupal 7?

YES!

Should I start porting
modules to Drupal 7?

YES!*

Should I start porting modules to Drupal 7?

YES!*

* Sense of adventure required. ;)

Will \$feature be in Drupal 7?

Will \$feature be in
Drupal 7?

IT

DEPENDS.

Drupal is a...

Drupal is a...

DO-OCRACY

Drupal is a...

DO-OCRACY

The work that gets done is the work that people
like you (yes, **you!**) actually *do!* :)

“Core maintainers”




Dries Buytaert
Drupal project lead



Neil Drumm
Drupal 5 maintainer



Gábor Hojtsy
Drupal 6 maintainer



Angela Byron
Drupal 7 maintainer

“Core maintainers”



Dries Buytaert
Drupal project lead



Neil Drumm
Drupal 5 maintainer



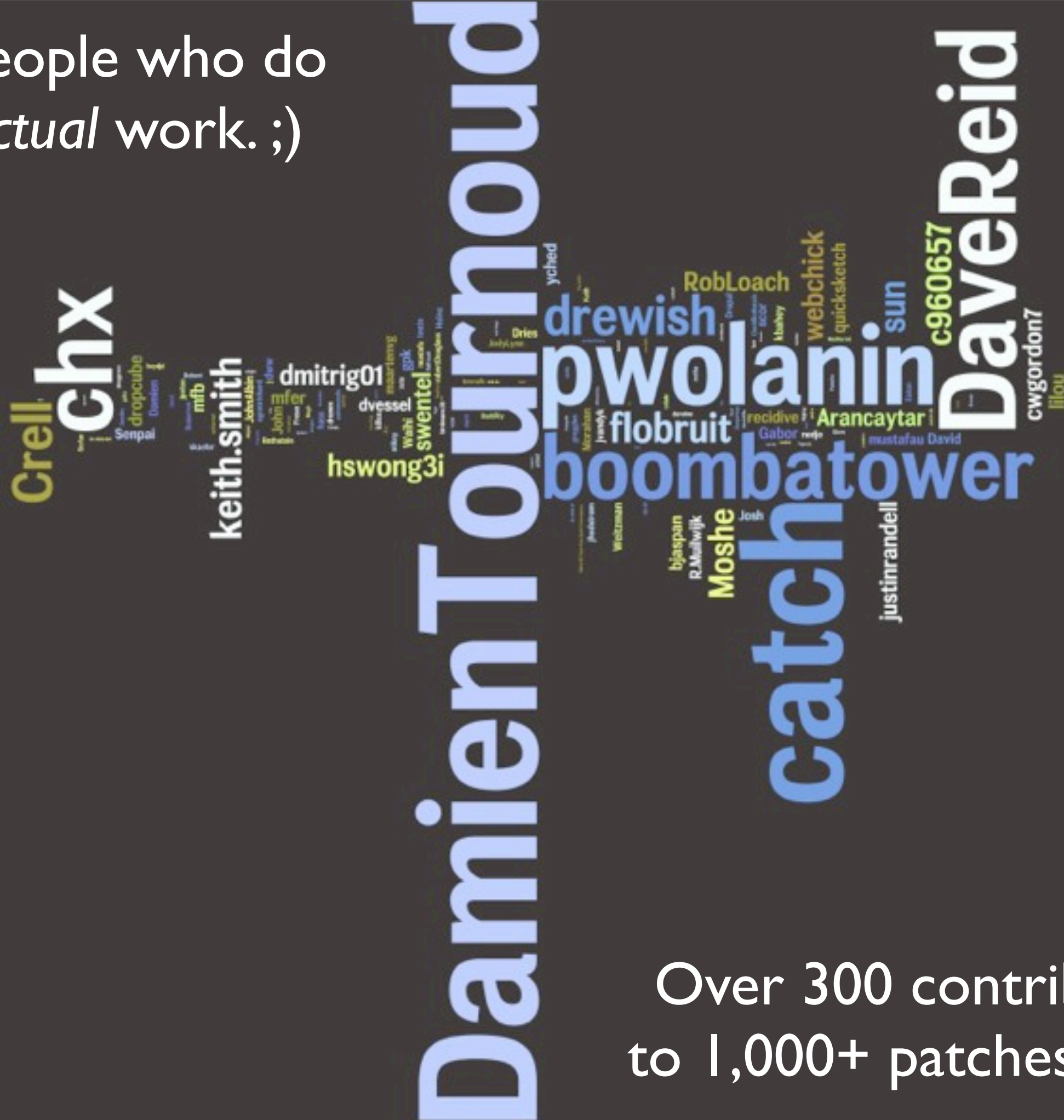
Gábor Hojtsy
Drupal 6 maintainer



Angela Byron
Drupal 7 maintainer

STAFF

The people who do
the *actual* work. ;)



Over 300 contributors
to 1,000+ patches so far!

(some of)

Team Drupal 7



(some of)

Team Drupal 7



Help wanted!

Community Initiatives

- ▶ Documentation projects
- ▼ **Drupal core improvements**
 - Accessibility
 - Database API
 - Documentation
 - DrupalWTFs
 - Field API
 - File system
 - Form API
 - Image handling
 - Internationalization
 - JavaScript
 - Performance
 - Search
 - ▶ Testing
 - Theming
 - ▶ User Experience
- ▶ Upgrade drupal.org from Drupal 5 to 6
- ▶ Implement the redesign for Drupal.org

Drupal core improvements

[View](#) [Edit](#) [Outline](#) [Revisions](#)

Last modified: February 19, 2009 - 21:45 Drupal 7.x

Help us test changes in Drupal core! This page will feature important core initiatives that need developers, testers, and reviewers. You can help with this important task even if you don't know how to code.

How do I start?

Your first order of business is to get a **development environment** up and running. Next, you should read the instructions on **how to test out patches** and **how to review them**. If you're a developer type, read up on **creating patches**. If you've read these instructions and are still scratching your head, drop by #drupal and someone would be happy to help you!

Where do I jump in?

Choose an area of interest below, or add one of your own if you have a Drupal "itch" you'd like to help scratch!

- Accessibility
- Database API
- Documentation
- DrupalWTFs
- Field API
- File system
- Form API
- Image handling
- Internationalization

webchick

- ▶ Issues
- My account
- My projects
- ▶ Create content
- Recent posts
- ▶ Feed aggregator
- ▶ Administer
- Log out

Contributor links

- Queues
 - My issues
 - 323 Pending bugs (D7)
 - 260 Critical issues (D7)
 - 1341 Patch queue (D7)
 - 143 Patches to review (D7)
- Patch spotlight
 - Current Drupal core initiatives
- Play patch bingo!
 - Drupal core
 - Contributions
- Play bug bingo!
 - Drupal core
 - Contributions
- Mailing list archives
- Drupal.org webmasters
- Drupal.org server administrators
- Web links
 - Planet Drupal

Quick links

- Getting started
- Search drupal.org
- Support forums
- View other handbooks
- Suggest documentation improvements
- Join the doc team

Handbook license



Patch Spotlight

<http://drupal.org/community-initiatives/drupal-core>

Sprint Day on Saturday!

What's new in Drupal 7?



So far, anyway...

Changes for site builders



New Minimum Requirements



5.2




5.0

PostgreSQL



8.3

Installation



Drupal

- **Choose profile**
- Choose language
- Verify requirements
- Set up database
- Install profile
- Configure site
- Finished


Select an installation profile

☒ **Drupal**
Create a Drupal site with the most commonly used features pre-installed.

☐ **Drupal (minimal)**
Create a Drupal site with only required modules enabled.

[Save and continue](#)

Installation



Drupal

- **Choose profile**
- Choose language
- Verify requirements
- Set up database
- Install profile
- Configure site
- Finished

Select an installation profile

- ☒ Drupal
Create a Drupal site with the most commonly used features pre-installed.
- ☐ **Drupal (minimal)**
Create a Drupal site with only required modules enabled.

[Save and continue](#)

Installation

- ✓ Choose profile
- ✓ Choose language
- ✓ Verify requirements

► **Set up database**

Install profile

Configure site

Finished

Database configuration

Basic options

To set up your Drupal database, enter the following information.

Database type: *

- ☒ MySQL
- ☐ PostgreSQL
- ☐ SQLite

The type of database your Drupal data will be stored in.

Database name: *

The name of the database your Drupal data will be stored in. It must exist on your server before Drupal can be installed.

Database username:

Database password:

► [Advanced options](#)

Installation

- ✓ Choose profile
- ✓ Choose language
- ✓ Verify requirements

► Set up database

Install profile

Configure site

Finished

Database configuration

Basic options

To set up your Drupal database, enter the following information.

Database type: *

- ☒ MySQL
- ☐ PostgreSQL
- ☐ SQLite

The type of database your Drupal data will be stored in.

Database name: *

The name of the database your Drupal data will be stored in. It must exist on your server before Drupal can be installed.

Database username:

Database password:

► [Advanced options](#)

Installation

The administrator account has complete access to the site; it will automatically be granted all permissions and can perform any administrative activity. This will be the only account that can perform certain activities, so keep its credentials safe.

Username: *

a

Spaces are allowed; punctuation is not allowed except for periods, hyphens, and underscores.

E-mail address: *

a@a.a

All e-mails from the system will be sent to this address. The e-mail address is not made public and will only be used if you wish to receive a new password or wish to receive certain news or notifications by e-mail.

Password: *

•••••

Confirm password: *

•••••

Password strength:



Passwords match: **no**

Server settings

Default time zone:

America/New York: Saturday, February 28, 2009 - 03:01 -0500

By default, dates in this site will be displayed in the chosen time zone.

Clean URLs:

- ☐ Disabled
☒ Enabled

Installation

The administrator account has complete access to the site; it will automatically be granted all permissions and can perform any administrative activity. This will be the only account that can perform certain activities, so keep its credentials safe.

Username: *

Spaces are allowed; punctuation is not allowed except for periods, hyphens, and underscores.

E-mail address: *

All e-mails from the system will be sent to this address. The e-mail address is not made public and will only be used if you wish to receive a new password or wish to receive certain news or notifications by e-mail.

Password: *

Confirm password: *

Password strength: 

Passwords match: **no**

Server settings

Default time zone:

America/New York: Saturday, February 28, 2009 - 03:01 -0500

By default, dates in this site will be displayed in the chosen time zone.

Clean URLs:

- ☐ Disabled
☒ Enabled

Installation

The administrator account has complete access to the site; it will automatically be granted all permissions and can perform any administrative activity. This will be the only account that can perform certain activities, so keep its credentials safe.

Username: *

a

Spaces are allowed; punctuation is not allowed except for periods, hyphens, and underscores.

E-mail address: *

a@a.a

All e-mails from the system will be sent to this address. The e-mail address is not made public and will only be used if you wish to receive a new password or wish to receive certain news or notifications by e-mail.

Password: *

.....

Confirm password: *

.....

Password strength: 

Passwords match: **no**

Server settings

Default time zone:


America/New York: Saturday, February 28, 2009 - 03:01 -0500

By default, dates in this site will be displayed in the chosen time zone.

Clean URLs:

- ☐ Disabled
☒ Enabled

Default profile

 **localhost**

Add a main menu link

Add a secondary menu link

Home > Create content

a

- My account
- ▼ Create content
 - Article
 - Page
- ▷ Administer
- Log out

Create Article

Title: *

Tags:

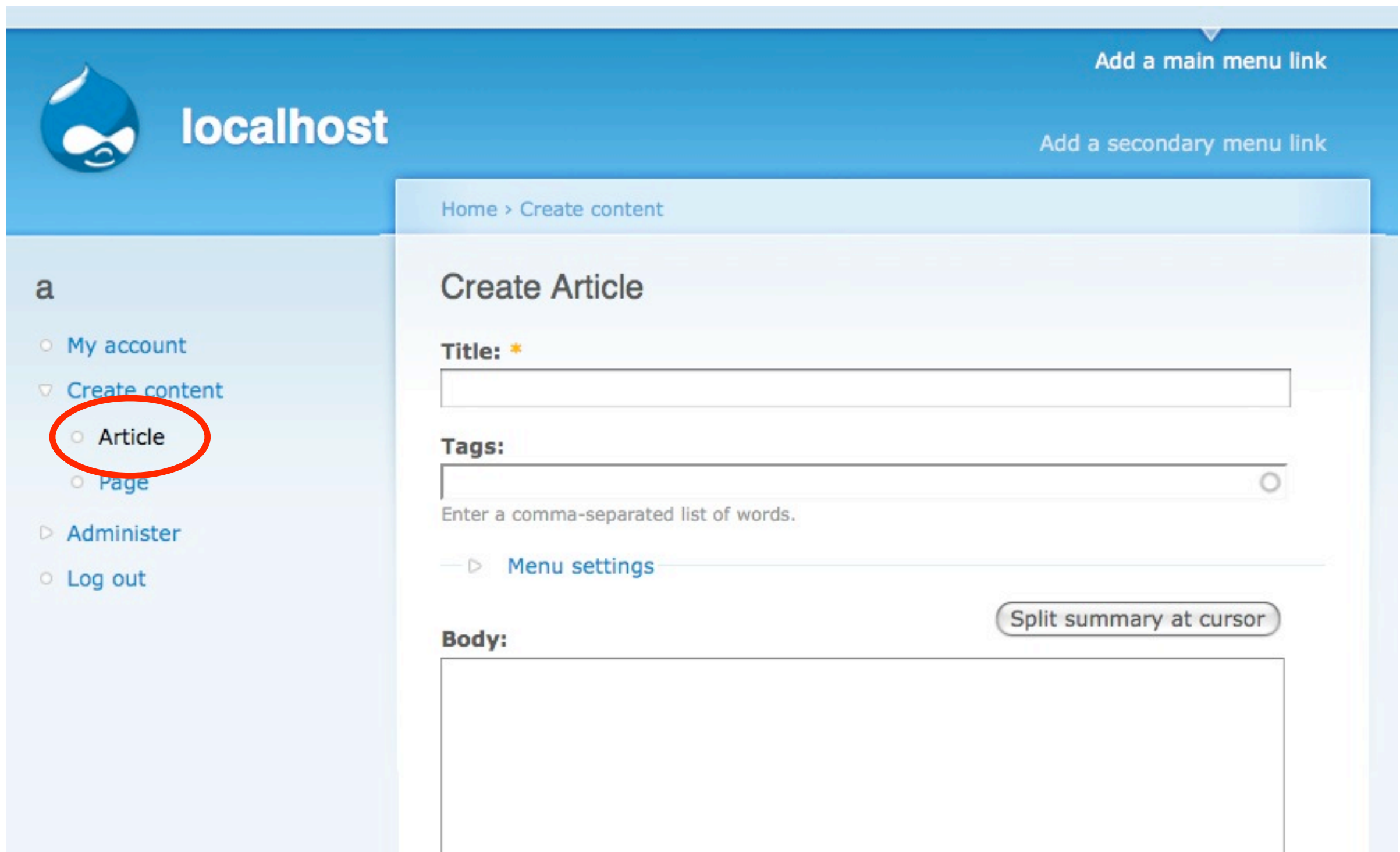
Enter a comma-separated list of words.

▷ Menu settings

Body:

Split summary at cursor

Default profile



The screenshot shows the Drupal 7 default profile interface. The top blue header contains the Drupal logo, the text 'localhost', and two links: 'Add a main menu link' and 'Add a secondary menu link'. A light blue breadcrumb trail reads 'Home > Create content'. On the left, a sidebar menu is visible with a letter 'a' at the top. The menu items are 'My account', 'Create content' (which is expanded), 'Article' (highlighted with a red circle), 'Page', 'Administer', and 'Log out'. The main content area is titled 'Create Article'. It features a 'Title:' field with a required asterisk, a 'Tags:' field with a help icon and a description 'Enter a comma-separated list of words.', and a 'Body:' text area. A 'Menu settings' link is located below the tags field. A button labeled 'Split summary at cursor' is positioned to the right of the body text area.

localhost

Add a main menu link

Add a secondary menu link

Home > Create content

Create Article

Title: *

Tags:

Enter a comma-separated list of words.

Menu settings

Body:

Split summary at cursor

- a
 - My account
 - Create content
 - Article
 - Page
 - Administer
 - Log out

Default profile

The screenshot shows the Drupal 7 user interface. The top navigation bar is blue with the Drupal logo and the text 'localhost'. On the right, there are links for 'Add a main menu link' and 'Add a secondary menu link'. The left sidebar contains a menu with the following items: 'My account', 'Create content' (expanded), 'Article' (circled in red), 'Page', 'Administer', and 'Log out'. The main content area is titled 'Create Article' and contains the following fields: 'Title: *' (required), 'Tags:' (circled in red), and 'Body:'. The 'Tags' field has a tooltip that says 'Enter a comma-separated list of words.' There is also a 'Menu settings' link and a 'Split summary at cursor' button.

localhost

Add a main menu link

Add a secondary menu link

Home > Create content

Create Article

Title: *

Tags:

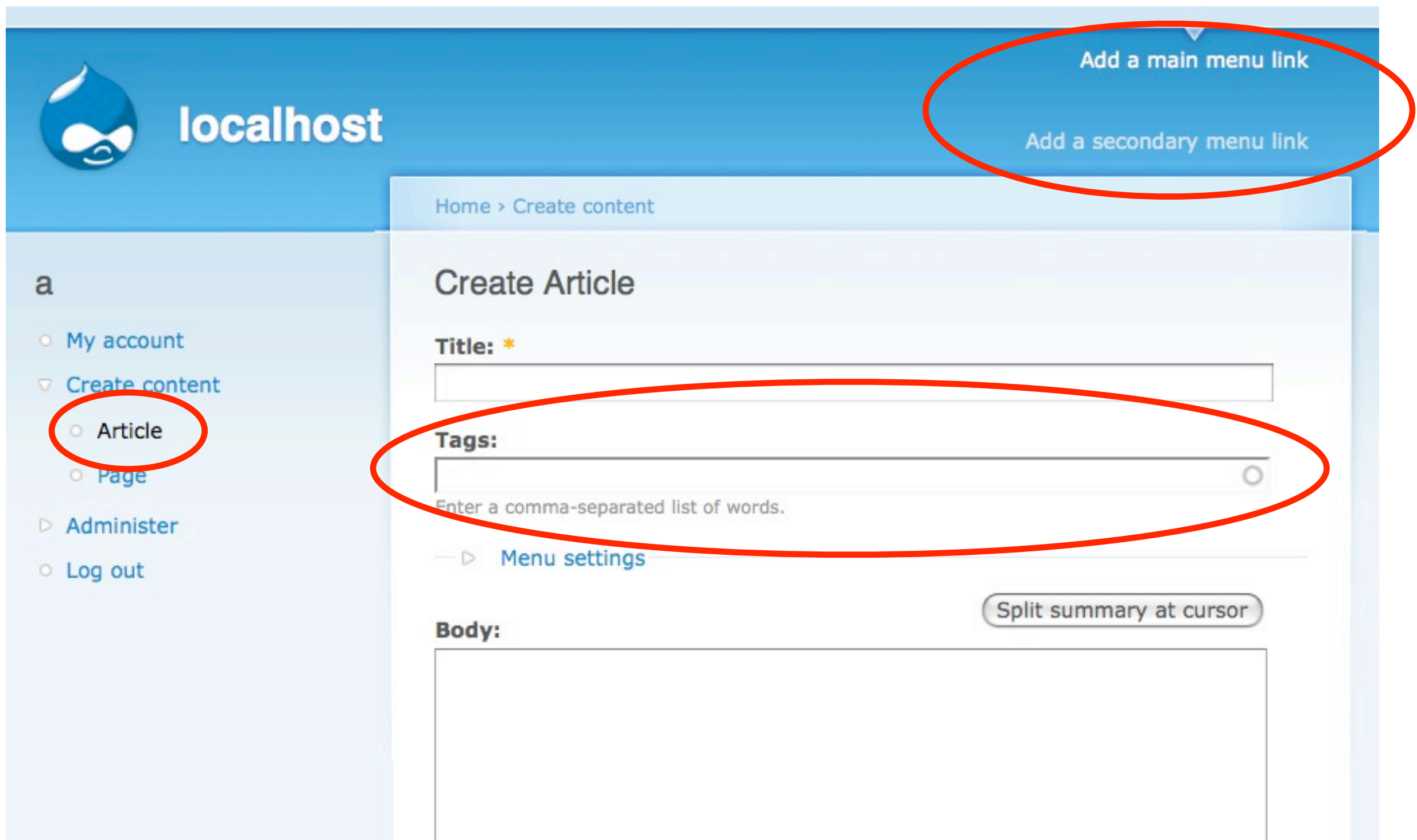
Enter a comma-separated list of words.

Menu settings

Split summary at cursor

Body:

Default profile



The screenshot shows the Drupal 7 user interface. The top navigation bar is blue with the Drupal logo and the text 'localhost'. On the right side of the top bar, there are two links: 'Add a main menu link' and 'Add a secondary menu link', both of which are circled in red. The left sidebar contains a menu with the following items: 'My account', 'Create content' (expanded), 'Article' (circled in red), 'Page', 'Administer', and 'Log out'. The main content area is titled 'Create Article' and contains the following fields: 'Title: *' (required), 'Tags:' (with a hint 'Enter a comma-separated list of words.'), and 'Body:'. The 'Tags' field and its hint are circled in red. There is also a 'Menu settings' link and a 'Split summary at cursor' button.

localhost

Home > Create content

Create Article

Title: *

Tags:

Enter a comma-separated list of words.

Menu settings

Split summary at cursor

Body:

Permission screen

Permission	anonymous user	authenticated user
Create <i>Article</i> content Create new <i>Article</i> content.	<input type="checkbox"/>	<input type="checkbox"/>
Edit own <i>Article</i> content Edit <i>Article</i> content created by the user.	<input type="checkbox"/>	<input type="checkbox"/>
Edit any <i>Article</i> content Edit any <i>Article</i> content, regardless of its author.	<input type="checkbox"/>	<input type="checkbox"/>
Delete own <i>Article</i> content Delete <i>Article</i> content created by the user.	<input type="checkbox"/>	<input type="checkbox"/>
Delete any <i>Article</i> content Delete any <i>Article</i> content, regardless of its author.	<input type="checkbox"/>	<input type="checkbox"/>
Create <i>Page</i> content Create new <i>Page</i> content.	<input type="checkbox"/>	<input type="checkbox"/>
Edit own <i>Page</i> content Edit <i>Page</i> content created by the user.	<input type="checkbox"/>	<input type="checkbox"/>
Edit any <i>Page</i> content Edit any <i>Page</i> content, regardless of its author.	<input type="checkbox"/>	<input type="checkbox"/>
Delete own <i>Page</i> content Delete <i>Page</i> content created by the user.	<input type="checkbox"/>	<input type="checkbox"/>
Delete any <i>Page</i> content Delete any <i>Page</i> content, regardless of its author.	<input type="checkbox"/>	<input type="checkbox"/>

Permission screen

Permission	anonymous user	authenticated user
Create <i>Article</i> content Create new <i>Article</i> content.	<input type="checkbox"/>	<input type="checkbox"/>
Edit own <i>Article</i> content Edit <i>Article</i> content created by the user.	<input type="checkbox"/>	<input type="checkbox"/>
Edit any <i>Article</i> content Edit any <i>Article</i> content, regardless of its author.	<input type="checkbox"/>	<input type="checkbox"/>
Delete own <i>Article</i> content Delete <i>Article</i> content created by the user.	<input type="checkbox"/>	<input type="checkbox"/>
Delete any <i>Article</i> content Delete any <i>Article</i> content, regardless of its author.	<input type="checkbox"/>	<input type="checkbox"/>
Create <i>Page</i> content Create new <i>Page</i> content.	<input type="checkbox"/>	<input type="checkbox"/>
Edit own <i>Page</i> content Edit <i>Page</i> content created by the user.	<input type="checkbox"/>	<input type="checkbox"/>
Edit any <i>Page</i> content Edit any <i>Page</i> content, regardless of its author.	<input type="checkbox"/>	<input type="checkbox"/>
Delete own <i>Page</i> content Delete <i>Page</i> content created by the user.	<input type="checkbox"/>	<input type="checkbox"/>
Delete any <i>Page</i> content Delete any <i>Page</i> content, regardless of its author.	<input type="checkbox"/>	<input type="checkbox"/>

Permission screen

Permission	anonymous user	authenticated user
Create <i>Article</i> content Create new <i>Article</i> content.	<input type="checkbox"/>	<input type="checkbox"/>
Edit own <i>Article</i> content Edit <i>Article</i> content created by the user.	<input type="checkbox"/>	<input type="checkbox"/>
Edit any <i>Article</i> content Edit any <i>Article</i> content, regardless of its author.	<input type="checkbox"/>	<input type="checkbox"/>
Delete own <i>Article</i> content Delete <i>Article</i> content created by the user.	<input type="checkbox"/>	<input type="checkbox"/>
Delete any <i>Article</i> content Delete any <i>Article</i> content, regardless of its author.	<input type="checkbox"/>	<input type="checkbox"/>
Create <i>Page</i> content Create new <i>Page</i> content.	<input type="checkbox"/>	<input type="checkbox"/>
Edit own <i>Page</i> content Edit <i>Page</i> content created by the user.	<input type="checkbox"/>	<input type="checkbox"/>
Edit any <i>Page</i> content Edit any <i>Page</i> content, regardless of its author.	<input type="checkbox"/>	<input type="checkbox"/>
Delete own <i>Page</i> content Delete <i>Page</i> content created by the user.	<input type="checkbox"/>	<input type="checkbox"/>
Delete any <i>Page</i> content Delete any <i>Page</i> content, regardless of its author.	<input type="checkbox"/>	<input type="checkbox"/>

Users can cancel own accounts

A valid e-mail address. All e-mails from the system will be sent to this address. The e-mail address is not made public and will only be used if you wish to receive a new password or wish to receive certain news or notifications by e-mail.

Password:

Confirm password:

Password strength:

To change the current user password, enter the new password in both fields.

Status:

☐ Blocked

☒ Active

▼ Locale settings

Your time zone setting will be automatically detected if possible. Please confirm the selection and click save.

Time zone:

America/New York: Saturday, February 28, 2009 - 22:23 -0500

Select the desired local time and time zone. Dates and times throughout this site will be displayed using this time zone.

Save

Cancel account

Users can cancel own accounts

A valid e-mail address. All e-mails from the system will be sent to this address. The e-mail address is not made public and will only be used if you wish to receive a new password or wish to receive certain news or notifications by e-mail.

Password:

Confirm password:

Password strength:

To change the current user password, enter the new password in both fields.

Status:

☐ Blocked

☒ Active

▼ Locale settings

Your time zone setting will be automatically detected if possible. Please confirm the selection and click save.

Time zone:

America/New York: Saturday, February 28, 2009 - 22:23 -0500

Select the desired local time and time zone. Dates and times throughout this site will be displayed using this time zone.

Save

Cancel account

Users can cancel own accounts

A valid e-mail address. All e-mails from the system will be sent to this address. The e-mail address is not made public and will only be used if you wish to receive a new password or wish to receive certain news or notifications by e-mail.

Password: **Confirm password:**

Password strength:

To change the current user password, enter the new password in both fields.

Status:

☐ Blocked

☒ Active

Locale settings

Your time zone is

Time zone:

America/New

Select the desired

Are you sure you want to cancel your account?

When cancelling your account:

☒ Disable the account and keep all content.

☐ Disable the account and unpublish all content.

☐ Delete the account and make all content belong to the *Anonymous* user.

☐ Delete the account and all content.

Select the method to cancel the account above. This action cannot be undone.

[Cancel](#)

Users can cancel own accounts

A valid e-mail address. All e-mails from the system will be sent to this address. The e-mail address is not made public and will only be used if you wish to receive a new password or wish to receive certain news or notifications by e-mail.

Password: **Confirm password:**

Password strength:

To change the current user password, enter the new password in both fields.

Status:

☐ Blocked

☒ Active

Are you sure you want to cancel your account?

When cancelling your account:

☒ Disable the account and keep all content.

☐ Disable the account and unpublish all content.

☐ Delete the account and make all content belong to the *Anonymous* user.

☐ Delete the account and all content.

Select the method to cancel the account above. This action cannot be undone

[Cancel](#)

Improved Translation Interface

Translate interface

Overview

Translate

Import

Export

This page allows a translator to search for specific translated and untranslated strings, and is used when creating or editing translations. (Note: For translation tasks involving many strings, it may be more convenient to [export](#) strings for offline editing in a desktop Gettext translation editor.) Searches may be limited to strings found within a specific text group or in a specific language.

Filter translatable strings

String contains:

Leave blank to show all strings. The search is case sensitive.

Language:

All languages

Search in:

Both translated and untranslated

Limit search to:

All text groups

Filter

Text group	String	Languages	Operations
Built-in interface	Unspecified error misc/drupal.js		edit delete
Built-in interface	An error occurred. \n@uri\n@text misc/drupal.js		edit delete
Built-in interface	An error occurred. \n@uri\n(no information available). misc/drupal.js		edit delete

Improved Translation Interface

Translate interface

Overview

Translate

Import

Export

This page allows a translator to search for specific translated and untranslated strings, and is used when creating or editing translations. (Note: For translation tasks involving many strings, it may be more convenient to [export](#) strings for offline editing in a desktop Gettext translation editor.) Searches may be limited to strings found within a specific text group or in a specific language.

Filter translatable strings

String contains:

Leave blank to show all strings. The search is case sensitive.

Language:

All languages

Search in:

Both translated and untranslated


Limit search to:

All text groups

Filter

Text group	String	Languages	Operations
Built-in interface	Unspecified error misc/drupal.js		edit delete
Built-in interface	An error occurred. \n@uri\n@text misc/drupal.js		edit delete
Built-in interface	An error occurred. \n@uri\n(no information available). misc/drupal.js		edit delete

Forums




**localhost**


Add a main menu link


Add a secondary menu link

Home > Forums > Example container


Example forum
Post new Forum topic

	Topic	Replies	Created	Last reply▼
	Sticky topic	0	1 min 9 sec ago by a	n/a
	Lots o' comments	20	49 sec ago by a	4 sec ago by a
	Example topic	0	1 min 37 sec ago by a	n/a



 **Drupal**

Forums




**localhost**


Add a main menu link


Add a secondary menu link


Home > Forums > Example container

Example forum
Post new Forum topic

	Topic	Replies	Created	Last reply▼
	Slick topic	0	1 min 9 sec ago by a	n/a
	Lots o' comments	20	49 sec ago by a	4 sec ago by a
	Example topic	0	1 min 37 sec ago by a	n/a



 **Drupal**



Content Type Screen

a

- My account
- Create content
- Administer
 - Content management
 - Site building
 - Blocks
 - Content types
 - Menus
 - Modules
 - Testing
 - Themes
 - Site configuration
 - User management
 - Reports
 - Help
- Log out

Content types

ListAdd content type

To create a new content type, enter the human-readable name, the machine-readable name, and all other relevant fields that are on this page. Once created, users of your site will be able to create posts that are instances of this content type.

Identification

Name: *

Example

Machine name: example [Edit]

The human-readable name of this content type. This text will be displayed as part of the list on the *create content* page. It is recommended that this name begin with a capital letter and contain only letters, numbers, and **spaces**. This name must be unique.

Description:

Example description.

A brief description of this content type. This text will be displayed as part of the list on the *create content* page.

Submission form settings

Workflow settings

Display settings

☒ Display post information

Content Type Screen

a

- My account
- Create content
- Administer
 - Content management
 - Site building**
 - Blocks
 - Content types
 - Menus
 - Modules
 - Testing
 - Themes
- Site configuration
- User management
- Reports
- Help
- Log out

Content types

[List](#) [Add content type](#)

To create a new content type, enter the human-readable name, the machine-readable name, and all other relevant fields that are on this page. Once created, users of your site will be able to create posts that are instances of this content type.

Identification

Name: *

Example Machine name: example [\[Edit\]](#)

The human-readable name of this content type. This text will be displayed as part of the list on the *create content* page. It is recommended that this name begin with a capital letter and contain only letters, numbers, and **spaces**. This name must be unique.

Description:

Example description.

A brief description of this content type. This text will be displayed as part of the list on the *create content* page.

- Submission form settings
- Workflow settings
- Display settings
 - ☒ Display post information

Content Type Screen

a

- My account
- Create content
- Administer
 - Content management
 - Site building
 - Blocks
 - Content types**
 - Menus
 - Modules
 - Testing
 - Themes
- Site configuration
- User management
- Reports
- Help
- Log out

Content types

List [Add content type](#)

To create a new content type, enter the human-readable name, the machine-readable name, and all other relevant fields that are on this page. Once created, users of your site will be able to create posts that are instances of this content type.

Identification

Name: *

Example Machine name: example [\[Edit\]](#)

The human-readable name of this content type. This text will be displayed as part of the list on the *create content* page. It is recommended that this name begin with a capital letter and contain only letters, numbers, and **spaces**. This name must be unique.

Description:

Example description.

A brief description of this content type. This text will be displayed as part of the list on the *create content* page.

—▷ [Submission form settings](#)

—▷ [Workflow settings](#)

▷ [Display settings](#)

☒ Display post information

Content Type Screen

The screenshot shows the Drupal administration interface. On the left is a sidebar menu with the following items: 'My account', 'Create content', 'Administer', 'Content management', 'Site building' (circled in red), 'Blocks', 'Content types' (circled in red), 'Menus', 'Modules', 'Testing', 'Themes', 'Site configuration', 'User management', 'Reports', 'Help', and 'Log out'. The main content area is titled 'Content types' and has two tabs: 'List' and 'Add content type'. Below the tabs is a text block explaining how to create a new content type. The 'Identification' section contains a 'Name' field with the value 'Example' and a 'Machine name' field with the value 'example' and an '[Edit]' link (both circled in red). Below these is a 'Description' field with the value 'Example description.' and a brief explanation of its purpose. At the bottom, there are three expandable sections: 'Submission form settings', 'Workflow settings', and 'Display settings' (which is expanded and shows a checked checkbox for 'Display post information').

Content types [List](#) [Add content type](#)

To create a new content type, enter the human-readable name, the machine-readable name, and all other relevant fields that are on this page. Once created, users of your site will be able to create posts that are instances of this content type.

Identification

Name: *

Example Machine name: example [\[Edit\]](#)

The human-readable name of this content type. This text will be displayed as part of the list on the *create content* page. It is recommended that this name begin with a capital letter and contain only letters, numbers, and **spaces**. This name must be unique.

Description:

Example description.

A brief description of this content type. This text will be displayed as part of the list on the *create content* page.

— [▶ Submission form settings](#)

— [▶ Workflow settings](#)

[▼ Display settings](#)

☒ Display post information

Content Type Screen

The screenshot shows the Drupal administration interface for creating a new content type. The left sidebar contains a menu with 'Site building' and 'Content types' circled in red. The main content area has a 'Content types' header with 'List' and 'Add content type' links. Below this is an instructional paragraph. The 'Identification' section contains a 'Name' field with 'Example' and a 'Machine name' field with 'example [Edit]', both circled in red. The 'Description' section has a text area with 'Example description.' and a brief explanation. At the bottom, 'Submission form settings' and 'Workflow settings' are collapsed, while 'Display settings' is expanded and circled in red, showing a checked 'Display post information' option.

Content types [List](#) [Add content type](#)

To create a new content type, enter the human-readable name, the machine-readable name, and all other relevant fields that are on this page. Once created, users of your site will be able to create posts that are instances of this content type.

Identification

Name: *

Example Machine name: example [\[Edit\]](#)

The human-readable name of this content type. This text will be displayed as part of the list on the *create content* page. It is recommended that this name begin with a capital letter and contain only letters, numbers, and **spaces**. This name must be unique.

Description:

Example description.

A brief description of this content type. This text will be displayed as part of the list on the *create content* page.

— [▶ Submission form settings](#)

— [▶ Workflow settings](#)

[▼ Display settings](#)

☒ Display post information

Modules page

Enabled	Name	Version	Description
<input type="checkbox"/>	OpenID	7.0-dev	Allows users to log into your site using OpenID.
<input type="checkbox"/>	Path	7.0-dev	Allows users to rename URLs.
<input type="checkbox"/>	PHP filter	7.0-dev	Allows embedded PHP code/snippets to be evaluated.
<input type="checkbox"/>	Poll	7.0-dev	Allows your site to capture votes on different topics in the form of multiple choice questions.
<input type="checkbox"/>	Profile	7.0-dev	Supports configurable user profiles.
<input type="checkbox"/>	Search	7.0-dev	Enables site-wide keyword searching.
<input checked="" type="checkbox"/>	SimpleTest	7.0-dev	Provides a framework for unit and functional testing. ? More help
<input type="checkbox"/>	Statistics	7.0-dev	Logs access statistics for your site.
<input type="checkbox"/>	Syslog	7.0-dev	Logs and records system events to syslog.
<input checked="" type="checkbox"/>	Taxonomy	7.0-dev	Enables the categorization of content. ? More help Required by: Forum (disabled)
<input type="checkbox"/>	Tracker	7.0-dev	Enables tracking of recent posts for users. Requires: Comment (enabled)
<input type="checkbox"/>	Trigger	7.0-dev	Enables actions to be fired on certain system events, such as when new content is created.
<input checked="" type="checkbox"/>	Update status	7.0-dev	Checks the status of available updates for Drupal and your installed modules and themes. ? More help
<input type="checkbox"/>	Upload	7.0-dev	Allows users to upload and attach files to content.

Modules page

Enabled	Name	Version	Description
<input type="checkbox"/>	OpenID	7.0-dev	Allows users to log into your site using OpenID.
<input type="checkbox"/>	Path	7.0-dev	Allows users to rename URLs.
<input type="checkbox"/>	PHP filter	7.0-dev	Allows embedded PHP code/snippets to be evaluated.
<input type="checkbox"/>	Poll	7.0-dev	Allows your site to capture votes on different topics in the form of multiple choice questions.
<input type="checkbox"/>	Profile	7.0-dev	Supports configurable user profiles.
<input type="checkbox"/>	Search	7.0-dev	Enables site-wide keyword searching.
<input checked="" type="checkbox"/>	SimpleTest	7.0-dev	Provides a framework for unit and functional testing. ? More help
<input type="checkbox"/>	Statistics	7.0-dev	Logs access statistics for your site.
<input type="checkbox"/>	Syslog	7.0-dev	Logs and records system events to syslog.
<input checked="" type="checkbox"/>	Taxonomy	7.0-dev	Enables the categorization of content. Required by: Forum (disabled) ? More help
<input type="checkbox"/>	Tracker	7.0-dev	Enables tracking of recent posts for users. Requires: Comment (enabled)
<input type="checkbox"/>	Trigger	7.0-dev	Enables actions to be fired on certain system events, such as when new content is created.
<input checked="" type="checkbox"/>	Update status	7.0-dev	Checks the status of available updates for Drupal and your installed modules and themes. ? More help
<input type="checkbox"/>	Upload	7.0-dev	Allows users to upload and attach files to content.



Modules page

Enabled	Name	Version	Description
<input type="checkbox"/>	OpenID	7.0-dev	Allows users to log into your site using OpenID.
<input type="checkbox"/>	Path	7.0-dev	Allows users to rename URLs.
<input type="checkbox"/>	PHP filter	7.0-dev	Allows embedded PHP code/snippets to be evaluated.
<input type="checkbox"/>	Poll	7.0-dev	Allows your site to capture votes on different topics in the form of multiple choice questions.
<input type="checkbox"/>	Profile	7.0-dev	Supports configurable user profiles.
<input type="checkbox"/>	Search	7.0-dev	Enables site-wide keyword searching.
<input checked="" type="checkbox"/>	SimpleTest	7.0-dev	Provides a framework for unit and functional testing. ? More help
<input type="checkbox"/>	Statistics	7.0-dev	Logs access statistics for your site.
<input type="checkbox"/>	Syslog	7.0-dev	Logs and records system events to syslog.
<input checked="" type="checkbox"/>	Taxonomy	7.0-dev	Enables the categorization of content. Required by: Forum (disabled) ? More help
<input type="checkbox"/>	Tracker	7.0-dev	Enables tracking of recent posts for users. Requires: Comment (enabled)
<input type="checkbox"/>	Trigger	7.0-dev	Enables actions to be fired on certain system events, such as when new content is created.
<input checked="" type="checkbox"/>	Update status	7.0-dev	Checks the status of available updates for Drupal and your installed modules and themes. ? More help
<input type="checkbox"/>	Upload	7.0-dev	Allows users to upload and attach files to content.

Modules page

Enabled	Name	Version	Description
<input type="checkbox"/>	OpenID	7.0-dev	Allows users to log into your site using OpenID.
<input type="checkbox"/>	Path	7.0-dev	Allows users to rename URLs.
<input type="checkbox"/>	PHP filter	7.0-dev	Allows embedded PHP code/snippets to be evaluated.
<input type="checkbox"/>	Poll	7.0-dev	Allows your site to capture votes on different topics in the form of multiple choice questions.
<input type="checkbox"/>	Profile	7.0-dev	Supports configurable user profiles.
<input type="checkbox"/>	Search	7.0-dev	Enables site-wide keyword searching.
<input checked="" type="checkbox"/>	SimpleTest	7.0-dev	Provides a framework for unit and functional testing. ? More help
<input type="checkbox"/>	Statistics	7.0-dev	Logs access statistics for your site.
<input type="checkbox"/>	Syslog	7.0-dev	Logs and records system events to syslog.
<input checked="" type="checkbox"/>	Taxonomy	7.0-dev	Enables the categorization of content. Required by: Forum (disabled) ? More help
<input type="checkbox"/>	Tracker	7.0-dev	Enables tracking of recent posts for users. Requires: Comment (enabled)
<input type="checkbox"/>	Trigger	7.0-dev	Enables actions to be fired on certain system events, such as when new content is created.
<input checked="" type="checkbox"/>	Update status	7.0-dev	Checks the status of available updates for Drupal and your installed modules and themes. ? More help
<input type="checkbox"/>	Upload	7.0-dev	Allows users to upload and attach files to content.

Themes page

Screenshot	Name	Version	Enabled	Default	Operations
	Pushbutton Tabled, multi-column theme in blue and orange tones.	7.0-dev	<input type="checkbox"/>	<input type="radio"/>	configure
	Stark This theme demonstrates Drupal's default HTML markup and CSS styles. To learn how to build your own theme and override Drupal's default code, you should start reading the Theming Guide .	7.0-dev	<input type="checkbox"/>	<input type="radio"/>	configure

Administration theme

Administration theme:

Default theme



Choose which theme the administration pages should display in. If you choose "Default theme" the administration pages will use the same theme as the rest of the site.

☐ Use administration theme for content editing

Use the administration theme when editing existing posts or creating new ones.

[Save configuration](#) [Reset to defaults](#)

Themes page

Screenshot	Name	Version	Enabled	Default	Operations
	Pushbutton Tabled, multi-column theme in blue and orange tones.	7.0-dev	<input type="checkbox"/>	<input type="radio"/>	configure
	Stark This theme demonstrates Drupal's default HTML markup and CSS styles. To learn how to build your own theme and override Drupal's default code, you should start reading the Theming Guide .	7.0-dev	<input type="checkbox"/>	<input type="radio"/>	configure

Administration theme

Administration theme:

Default theme

Choose which theme the administration pages should display in. If you choose "Default theme" the administration pages will use the same theme as the rest of the site.



☐ Use administration theme for content editing

Use the administration theme when editing existing posts or creating new ones.

Save configuration

Reset to defaults

Themes page

Screenshot	Name	Version	Enabled	Default	Operations
	Pushbutton Tabled, multi-column theme in blue and orange tones.	7.0-dev	<input type="checkbox"/>	<input type="radio"/>	configure
	Stark This theme demonstrates Drupal's default HTML markup and CSS styles. To learn how to build your own theme and override Drupal's default code, you should start reading the Theming Guide .	7.0-dev	<input type="checkbox"/>	<input type="radio"/>	configure

Administration theme:

Default theme

Choose which theme the administration pages should display in. If you choose "Default theme" the administration pages will use the same theme as the rest of the site.

☐ Use administration theme for content editing
Use the administration theme when editing existing posts or creating new ones.

[Save configuration](#) [Reset to defaults](#)

Configurable Error Reporting

The screenshot shows the Drupal 7 administration interface. The top navigation bar is blue with the Drupal logo and the text 'localhost'. On the right, there are links to 'Add a main menu link' and 'Add a secondary menu link'. The left sidebar contains a menu with the following items:

- My account
- Create content
- Administer
 - Content management
 - Site building
 - Site configuration
 - Actions
 - Clean URLs
 - Date and time
 - File system
 - IP address blocking
 - Image toolkit

The main content area is titled 'Logging, errors and alerts' and has two tabs: 'Settings' (active) and 'Database logging'. Below the tabs, a red box contains the following notice:

Notice: Undefined variable: banana in system_logging_settings() (line 1275 of /Users/webchick/Sites/core/modules/system/system.admin.inc).

Below the notice, the 'Error reporting:' section contains three radio button options:

- ☐ Site in production: do not display any errors.
- ☐ Site in development: display functional errors only.
- ☒ For developers: display all errors.

Below the radio buttons, a note states: 'Display settings for error messages. Note that all error messages are always logged.'

At the bottom of the settings area, there are two buttons: 'Save configuration' and 'Reset to defaults'.

Configurable Error Reporting

The screenshot shows the Drupal 7 Administer interface. The breadcrumb trail is Home > Administer > Site configuration. The page title is "Logging, errors and alerts" with sub-tabs for "Settings" and "Database logging". A red oval highlights a PHP error message: "Notice: Undefined variable: banana in system_logging_settings() (line 1275 of /Users/webchick/Sites/core/modules/system/system.admin.inc)". Below the error message, the "Error reporting:" section shows three radio button options: "Site in production: do not display any errors.", "Site in development: display functional errors only.", and "For developers: display all errors." (which is selected). A note states: "Display settings for error messages. Note that all error messages are always logged." At the bottom are "Save configuration" and "Reset to defaults" buttons.

localhost

Add a main menu link

Add a secondary menu link

Home > Administer > Site configuration

Logging, errors and alerts Settings Database logging

Notice: Undefined variable: banana in system_logging_settings() (line 1275 of /Users/webchick/Sites/core/modules/system/system.admin.inc).

Error reporting:

☐ Site in production: do not display any errors.

☐ Site in development: display functional errors only.

☒ For developers: display all errors.

Display settings for error messages. Note that all error messages are always logged.

Save configuration Reset to defaults

Configurable Error Reporting

localhost

Home > Administer > Site configuration

Logging, errors and alerts **Settings** Database logging

Notice: Undefined variable: *banana* in *system_logging_settings()* (line 1275 of */Users/webchick/Sites/core/modules/system/system.admin.inc*).

Error reporting:

- ☐ Site in production: do not display any errors.
- ☐ Site in development: display functional errors only.
- ☒ For developers: display all errors.

Display settings for error messages. Note that all error messages are always logged.

Save configuration Reset to defaults

What's next for usability?

- Vastly improved Help system
- Clearer separation of admin vs. user tasks
- Filter system improvements
- Mark Boulton Design to help re-design Drupal 7
- Fixing issues found in University of Baltimore usability study (Designers, come and join us!)

Sign me up!

- <http://drupal.org/community-initiatives/drupal-core/usability>
- <http://groups.drupal.org/usability>
- <http://groups.drupal.org/mark-boulton-design-drupal-7-project>
- Go to the Usability team's sessions on Thursday afternoon!

Changes for designers



Re-vamped page.tpl.php

```
<body class="<?php print $body_classes; ?>">
  <div id="page">
    <div id="header">
      <div id="logo-title">

        <?php if (!empty($logo)): ?>
          <a href="<?php print $front_page;
id="logo">
            
        <?php endif; ?>

        <div id="name-and-slogan">
          <?php if (!empty($site_name)): ?>
            <h1 id="site-name">
              <a href="<?php print $front_page;
rel="home"><span><?php print $site_name; ?>
            </h1>
          <?php endif; ?>

          <?php if (!empty($site_slogan)): ?>
            <div id="site-slogan"><?php print
          <?php endif; ?>
        </div> <!-- /name-and-slogan -->
      </div> <!-- /logo-title -->

      <?php if (!empty($search_box)): ?>
```

```
84 <body class="<?php print $body_classes; ?>">
85
86   <div id="page-wrapper"><div id="page">
87
88     <div id="header"><div class="section clearfix">
89
90       <?php if ($logo): ?>
91         <a href="<?php print $front_page; ?>" title="<?php
id="logo">
92           
94       <?php endif; ?>
95
96       <?php if ($site_name || $site_slogan): ?>
97         <div id="name-and-slogan">
98           <?php if ($site_name): ?>
99             <?php if ($title): ?>
100               <div id="site-name"><strong>
101                 <a href="<?php print $front_page; ?>" title
rel="home"><span><?php print $site_name; ?></span></a>
102               </strong></div>
103             <?php else: /* Use h1 when the content title is
104               <h1 id="site-name">
105                 <a href="<?php print $front_page; ?>" title
rel="home"><span><?php print $site_name; ?></span></a>
106               </h1>
107             <?php endif; ?>
```


Re-vamped page.tpl.php

```
<body class="<?php print $body_classes; ?>">
  <div id="page">
    <div id="header">
      <div id="logo-title">

        <?php if (!empty($logo)): ?>
          <a href="<?php print $front_page;
id="logo">
            
        <?php endif; ?>

        <div id="name-and-slogan">
          <?php if (!empty($site_name)): ?>
            <h1 id="site-name">
              <a href="<?php print $front_page;
rel="home"><span><?php print $site_name; ?>
            </h1>
          <?php endif; ?>

          <?php if (!empty($site_slogan)): ?>
            <div id="site-slogan"><?php print
          <?php endif; ?>
        </div> <!-- /name-and-slogan -->
      </div> <!-- /logo-title -->

      <?php if (!empty($search_box)): ?>
84 <body class="<?php print $body_classes; ?>">
85
86   <div id="page-wrapper"><div id="page">
87
88     <div id="header"><div class="section clearfix">
89
90       <?php if ($logo): ?>
91         <a href="<?php print $front_page; ?>" title="<?php
id="logo">
92           
94       <?php endif; ?>
95
96       <?php if ($site_name || $site_slogan): ?>
97         <div id="name-and-slogan">
98           <?php if ($site_name): ?>
99             <?php if ($title): ?>
100               <div id="site-name"><strong>
101                 <a href="<?php print $front_page; ?>" title
rel="home"><span><?php print $site_name; ?></span></a>
102               </strong></div>
103             <?php else: /* Use h1 when the content title is
104               <h1 id="site-name">
105                 <a href="<?php print $front_page; ?>" title
rel="home"><span><?php print $site_name; ?></span></a>
106               </h1>
107             <?php endif; ?>
```


Re-vamped page.tpl.php

```
<body class="<?php print $body_classes; ?>">
  <div id="page">
    <div id="header">
      <div id="logo-title">

        <?php if (!empty($logo)): ?>
          <a href="<?php print $front_page;
id="logo">
            
        <?php endif; ?>

        <div id="name-and-slogan">
          <?php if (!empty($site_name)): ?>
            <h1 id="site-name">
              <a href="<?php print $front_page;
rel="home"><span><?php print $site_name; ?></span></a>
            </h1>
          <?php endif; ?>

          <?php if (!empty($site_slogan)): ?>
            <div id="site-slogan"><?php print $site_slogan; ?>
          <?php endif; ?>
        </div> <!-- /name-and-slogan -->
      </div> <!-- /logo-title -->

      <?php if (!empty($search_box)): ?>
```

```
84 <body class="<?php print $body_classes; ?>">
85
86   <div id="page-wrapper"><div id="page">
87
88     <div id="header"><div class="section clearfix">
89
90       <?php if ($logo): ?>
91         <a href="<?php print $front_page; ?>" title="<?php print $site_name; ?>"
id="logo">
          "
          </a>
        <?php endif; ?>

94       <?php if ($site_name || $site_slogan): ?>
95         <div id="name-and-slogan">
96           <?php if ($site_name): ?>
97             <?php if ($title): ?>
100               <div id="site-name"><strong>
101                 <a href="<?php print $front_page; ?>" title="<?php print $site_name; ?>"
rel="home"><span><?php print $site_name; ?></span></a>
               </strong></div>
103             <?php else: /* Use h1 when the content title is missing */
104               <h1 id="site-name">
105                 <a href="<?php print $front_page; ?>" title="<?php print $site_name; ?>"
rel="home"><span><?php print $site_name; ?></span></a>
               </h1>
106             <?php endif; ?>
107           <?php if ($site_slogan): ?>
```


Re-vamped page.tpl.php

- Re-engineered XHTML structure to facilitate CSS-only design.

```
<body class="<?php print $body_classes; ?>">
  <div id="page">
    <div id="header">
      <div id="logo-title">
        <?php if ($logo): ?>
          <a href="<?php print $front_page; ?>" id="logo">
            " />
          </a>
        <?php endif; ?>
      </div>
      <div id="name-and-slogan">
        <?php if (!empty($site_name)): ?>
          <h1 id="site-name">
            <a href="<?php print $front_page; ?>" rel="home"><span><?php print $site_name; ?></span></a>
          </h1>
        <?php endif; ?>
        <?php if (!empty($site_slogan)): ?>
          <div id="site-slogan"><?php print $site_slogan; ?></div>
        <?php endif; ?>
      </div> <!-- /name-and-slogan -->
    </div> <!-- /logo-title -->
  </div>
  <?php if (!empty($search_box)): ?>
    <div id="search">
      <input type="text" value="<?php print $search_box; ?>" />
    </div>
  </div>
</body>
```

```
84 <body class="<?php print $body_classes; ?>">
85
86   <div id="page-wrapper"><div id="page">
87
88     <div id="header"><div class="section clearfix">
89       <?php if ($logo): ?>
90         <a href="<?php print $front_page; ?>" title="<?php print $logo; ?>" id="logo">
91           " />
92         </a>
93       <?php endif; ?>
94
95       <?php if ($site_name || $site_slogan): ?>
96         <div id="name-and-slogan">
97           <?php if ($site_name): ?>
98             <?php if ($title): ?>
99               <div id="site-name"><strong>
100                 <a href="<?php print $front_page; ?>" title="<?php print $site_name; ?>" rel="home"><span><?php print $site_name; ?></span></a>
101               </strong></div>
102             <?php else: /* Use h1 when the content title is missing */ ?>
103               <h1 id="site-name">
104                 <a href="<?php print $front_page; ?>" title="<?php print $site_name; ?>" rel="home"><span><?php print $site_name; ?></span></a>
105               </h1>
106             <?php endif; ?>
107           <?php if ($site_slogan): ?>
108             <div id="site-slogan"><?php print $site_slogan; ?></div>
109           <?php endif; ?>
110         </div>
111       </div>
112     </div>
113   </div>
114   <?php if (!empty($search_box)): ?>
115     <div id="search">
116       <input type="text" value="<?php print $search_box; ?>" />
117     </div>
118   </div>
119 </div>
```

Re-vamped page.tpl.php

- Re-engineered XHTML structure to facilitate CSS-only design.
- Standard, semantic class/ID names (.section, #navigation, etc.)

```
<body class="<?php print $body_classes; ?>">
  <div id="page">
    <div id="header">
      <div id="logo-title">
        <?php if (!empty($logo)): ?>
          <a href="<?php print $front_page; ?>" id="logo">
            " />
          </a>
        <?php endif; ?>
      </div>
      <div id="name-and-slogan">
        <?php if ($site_name || $site_slogan): ?>
          <h1 id="site-name">
            <a href="<?php print $front_page; ?>" rel="home"><span><?php print $site_name; ?></span></a>
          </h1>
        <?php endif; ?>
        <?php if (!empty($site_slogan)): ?>
          <div id="site-slogan"><?php print $site_slogan; ?></div>
        <?php endif; ?>
      </div> <!-- /name-and-slogan -->
    </div> <!-- /logo-title -->
  </div>
  <?php if (!empty($search_box)): ?>
    <div id="search">
      <input type="text" value="<?php print $search_box; ?>" />
    </div>
  <?php endif; ?>
</body>
```

```
84 <body class="<?php print $body_classes; ?>">
85
86   <div id="page-wrapper"><div id="page">
87
88     <div id="header"><div class="section clearfix">
89
90       <?php if ($logo): ?>
91         <a href="<?php print $front_page; ?>" title="<?php print $logo; ?>" id="logo">
92           " />
93         </a>
94       <?php endif; ?>
95
96       <?php if ($site_name || $site_slogan): ?>
97         <div id="name-and-slogan">
98           <?php if ($site_name): ?>
99             <?php if ($title): ?>
100               <div id="site-name"><strong>
101                 <a href="<?php print $front_page; ?>" title="<?php print $site_name; ?>" rel="home"><span><?php print $site_name; ?></span></a>
102               </strong></div>
103             <?php else: /* Use h1 when the content title is missing */ ?>
104               <h1 id="site-name">
105                 <a href="<?php print $front_page; ?>" title="<?php print $site_name; ?>" rel="home"><span><?php print $site_name; ?></span></a>
106               </h1>
107             <?php endif; ?>
108           <?php if (!empty($site_slogan)): ?>
109             <div id="site-slogan"><?php print $site_slogan; ?></div>
110           <?php endif; ?>
111         </div>
112       <?php endif; ?>
113     </div>
114   </div>
115   <?php if (!empty($search_box)): ?>
116     <div id="search">
117       <input type="text" value="<?php print $search_box; ?>" />
118     </div>
119   <?php endif; ?>
120 </div>
```


Re-vamped page.tpl.php

- Re-engineered XHTML structure to facilitate CSS-only design.
- Standard, semantic class/ID names (.section, #navigation, etc.)
- Improved consistency throughout.

```
<body class="<?php print $body_classes; ?>">
  <div id="page">
    <div id="header">
      <div id="logo-title">
        <?php if (!empty($logo)): ?>
          <a href="<?php print $front_page; ?>" title="<?php print $site_name; ?>"
            id="logo">
            " />
          </a>
        <?php endif; ?>
      </div>
      <div id="name-and-slogan">
        <?php if ($site_name || $site_slogan): ?>
          <h1 id="site-name">
            <a href="<?php print $front_page; ?>" title="<?php print $site_name; ?>"
              rel="home"><span><?php print $site_name; ?></span></a>
          </h1>
        <?php endif; ?>
        <?php if (!empty($site_slogan)): ?>
          <div id="site-slogan"><?php print $site_slogan; ?></div>
        <?php endif; ?>
      </div> <!-- /name-and-slogan -->
    </div> <!-- /logo-title -->
  </div>
  <?php if (!empty($search_box)): ?>
    <div id="search">
      <div id="search-form">
        <input type="text" value="<?php print $search_box; ?>" />
      </div>
    </div>
  <?php endif; ?>
</body>
```


Re-vamped page.tpl.php

- Re-engineered XHTML structure to facilitate CSS-only design.
- Standard, semantic class/ID names (.section, #navigation, etc.)
- Improved consistency throughout.
- Enables designers to create beautiful, CSS-only themes without touching PHP.

```
<body class="<?php print $body_classes; ?>">
  <div id="page">
    <div id="header">
      <div id="logo-title">
        <?php if (!empty($logo)): ?>
          <a href="<?php print $front_page; ?>" id="logo">
            " />
          </a>
        <?php endif; ?>
      </div>
      <div id="name-and-slogan">
        <?php if ($site_name || $site_slogan): ?>
          <h1 id="site-name">
            <a href="<?php print $front_page; ?>" title="<?php print $site_name; ?>" rel="home">
              <span><?php print $site_name; ?></span></a>
            </h1>
          <?php endif; ?>
          <div id="site-slogan"><?php print $site_slogan; ?></div>
        </div>
      <!-- /name-and-slogan -->
    </div>
    <!-- /logo-title -->
    <?php if (!empty($search_box)): ?>
      <div id="search">
        <input type="text" value="<?php print $search_box; ?>" />
      </div>
    </div>
  </div>
</body>
```

And to show it off...



Stark: “Naked” Drupal



localhost

[Add a main menu link](#)

a

Welcome to your new Drupal website!

Please follow these steps to set up and start using your website:

- [My account](#)
- [Create content](#)
- [Administer](#)
- [Log out](#)

1. Configure your website

Once logged in, visit the [administration section](#), where you can [customize and configure](#) all aspects of your website.

2. Enable additional functionality

Next, visit the [module list](#) and enable features which suit your specific needs. You can find additional modules in the [Drupal modules download section](#).

3. Customize your website design

To change the "look and feel" of your website, visit the [themes section](#). You may choose from one of

drupal_add_js() improvements

- Now pass in \$options rather than 500 function arguments
- Uses actual weighting rather than awkward 'core' vs. 'module' vs. 'theme' types.
- Add external JavaScript files to the page.
- hook_js_alter()
- drupal_add_css() is next!

Cross-library compatibility



Before:

```
$('#a').fadeOut().fadeIn();
```

After:

```
(function($) {
```

```
$('#a').fadeOut().fadeIn();
```

```
})(jQuery);
```

What's next for designers?

- Re-vamped node, block, comment, etc. templates to further cater to CSS-only themes.
- Removing old core themes (and adding new ones)?
- jQuery 1.3.x (and jQuery UI?)
- Additional interface elements: pop-ups, modal dialogs, vertical tabs, results filters...

Sign me up!

- <http://drupal.org/community-initiatives/drupal-core/theming>
- <http://groups.drupal.org/theme-development>
- <http://drupal.org/community-initiatives/drupal-core/javascript>
- <http://groups.drupal.org/javascript>

Changes for coders



```
01110111 01101001 01101100  
01101100 00100000 01100011 01101111  
01100100 01100101 00100000 01110000  
01101000 01110000 00100000 01100110  
01101111 01110010 00100000 01100110  
01101111 01101111 01100100
```

Warning:
Things are about to
get... **geeky**.



TESTING

I FIND YOUR LACK OF TESTS DISTURBING.

SimpleTest

home > Administer > Site building

a

My account

Create content

Administer

Content management

Site building

Blocks

Content types

Menus

Modules

Testing

Themes

Site configuration

User management

Reports

Help

Log out


Testing

Tests

Select the tests you would like to run, and click Run tests.

<input type="checkbox"/>	Test	Description
<input type="checkbox"/>	► Aggregator	
<input checked="" type="checkbox"/>	▼ Block	
<input checked="" type="checkbox"/>	Block functionality	Add, edit and delete custom block. Configure and move a module-defined block.
<input checked="" type="checkbox"/>	Non default theme admin	Check the administer page for non default theme.
<input type="checkbox"/>	► Blog	
<input type="checkbox"/>	► Blog API	
<input type="checkbox"/>	► Book	
<input type="checkbox"/>	► Bootstrap	
<input type="checkbox"/>	► Cache	
<input type="checkbox"/>	► Comment	

SimpleTest

**localhost**

Add a main menu link

Add a secondary menu link


Home

Running SimpleTests


Processed test 2 of 4 - *Non default theme admin.*50%

Overall results: 164 passes, 0 fails, and 0 exceptions

- Non default theme admin: 17 passes, 0 fails, and 0 exceptions
- Block functionality: 147 passes, 0 fails, and 0 exceptions

Drupal

SimpleTest

**localhost**

Add a main menu link

Add a secondary menu link


Home

Running SimpleTests


Processed test 2 of 4 - *Non default theme admin.*50%

Overall results: 164 passes, 0 fails, and 0 exceptions

- Non default theme admin: 17 passes, 0 fails, and 0 exceptions
- Block functionality: 147 passes, 0 fails, and 0 exceptions

Drupal

SimpleTest

**localhost**

Add a main menu link

Add a secondary menu link


Home

Running SimpleTests

Processed test 2 of 4 - *Non default theme admin.*50%

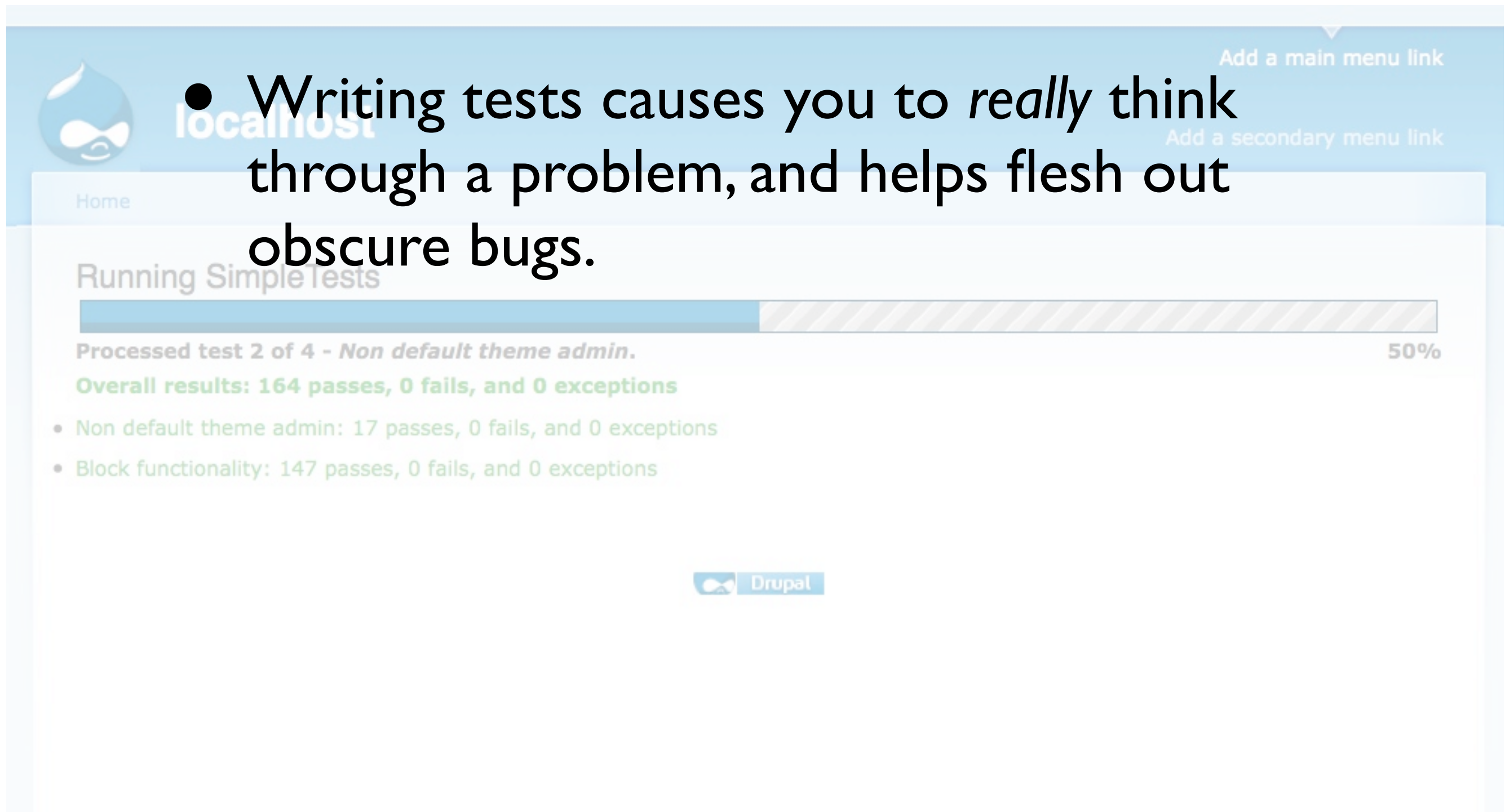
Overall results: 164 passes, 0 fails, and 0 exceptions

- Non default theme admin: 17 passes, 0 fails, and 0 exceptions
- Block functionality: 147 passes, 0 fails, and 0 exceptions

Drupal

SimpleTest

- Writing tests causes you to *really* think through a problem, and helps flesh out obscure bugs.



The screenshot shows the SimpleTest web interface. At the top, there's a blue header with the Drupal logo on the left and two links on the right: "Add a main menu link" and "Add a secondary menu link". Below the header, a "localhost" banner is visible. A "Home" link is on the left. The main content area is titled "Running SimpleTests" and features a progress bar that is half-filled (50%). Below the progress bar, it says "Processed test 2 of 4 - Non default theme admin." and "Overall results: 164 passes, 0 fails, and 0 exceptions". A bulleted list follows: "• Non default theme admin: 17 passes, 0 fails, and 0 exceptions" and "• Block functionality: 147 passes, 0 fails, and 0 exceptions". At the bottom center, there is a Drupal logo.

localhost

Add a main menu link

Add a secondary menu link

Home

Running SimpleTests

Processed test 2 of 4 - Non default theme admin.

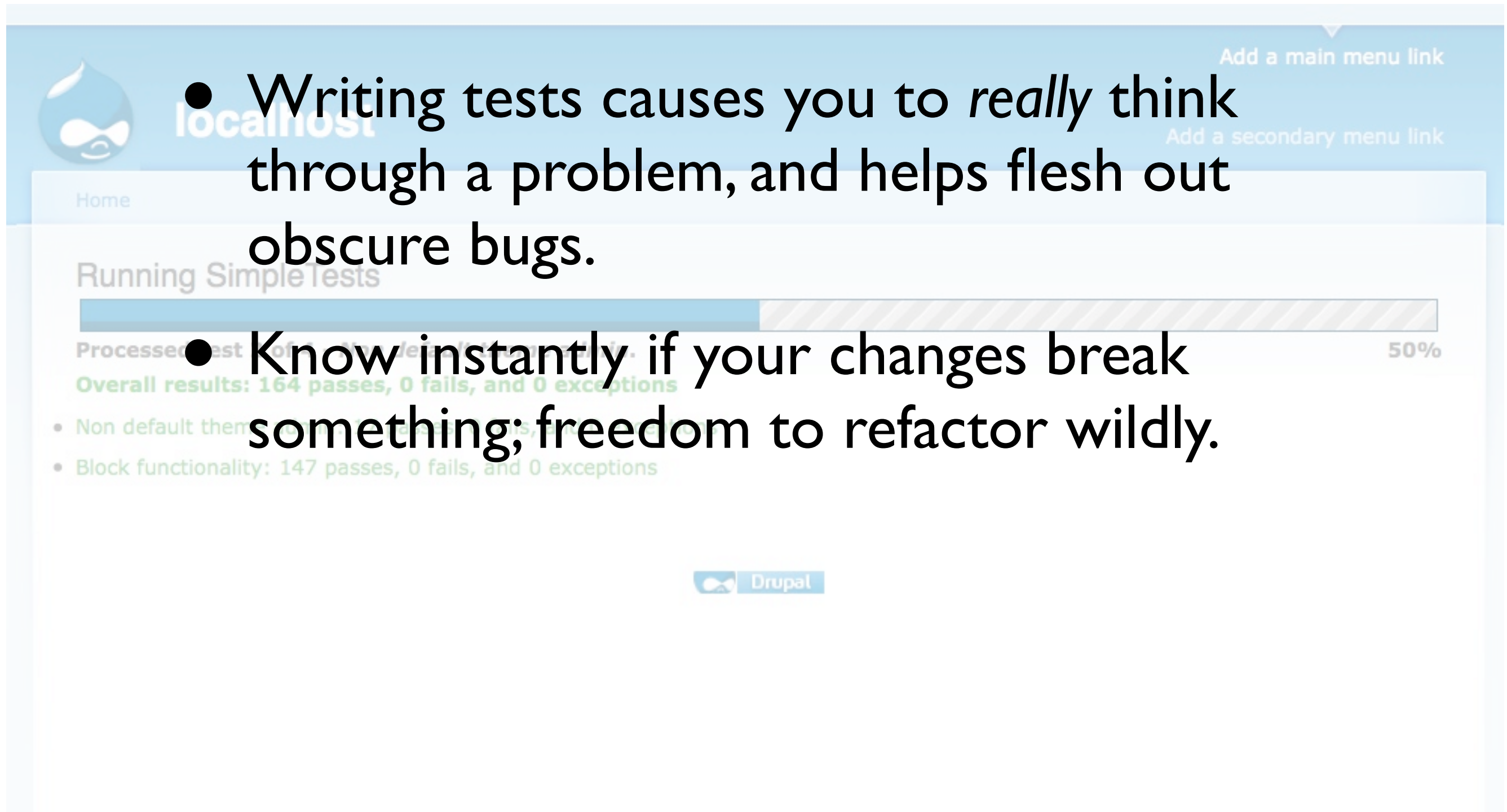
Overall results: 164 passes, 0 fails, and 0 exceptions

- Non default theme admin: 17 passes, 0 fails, and 0 exceptions
- Block functionality: 147 passes, 0 fails, and 0 exceptions

Drupal

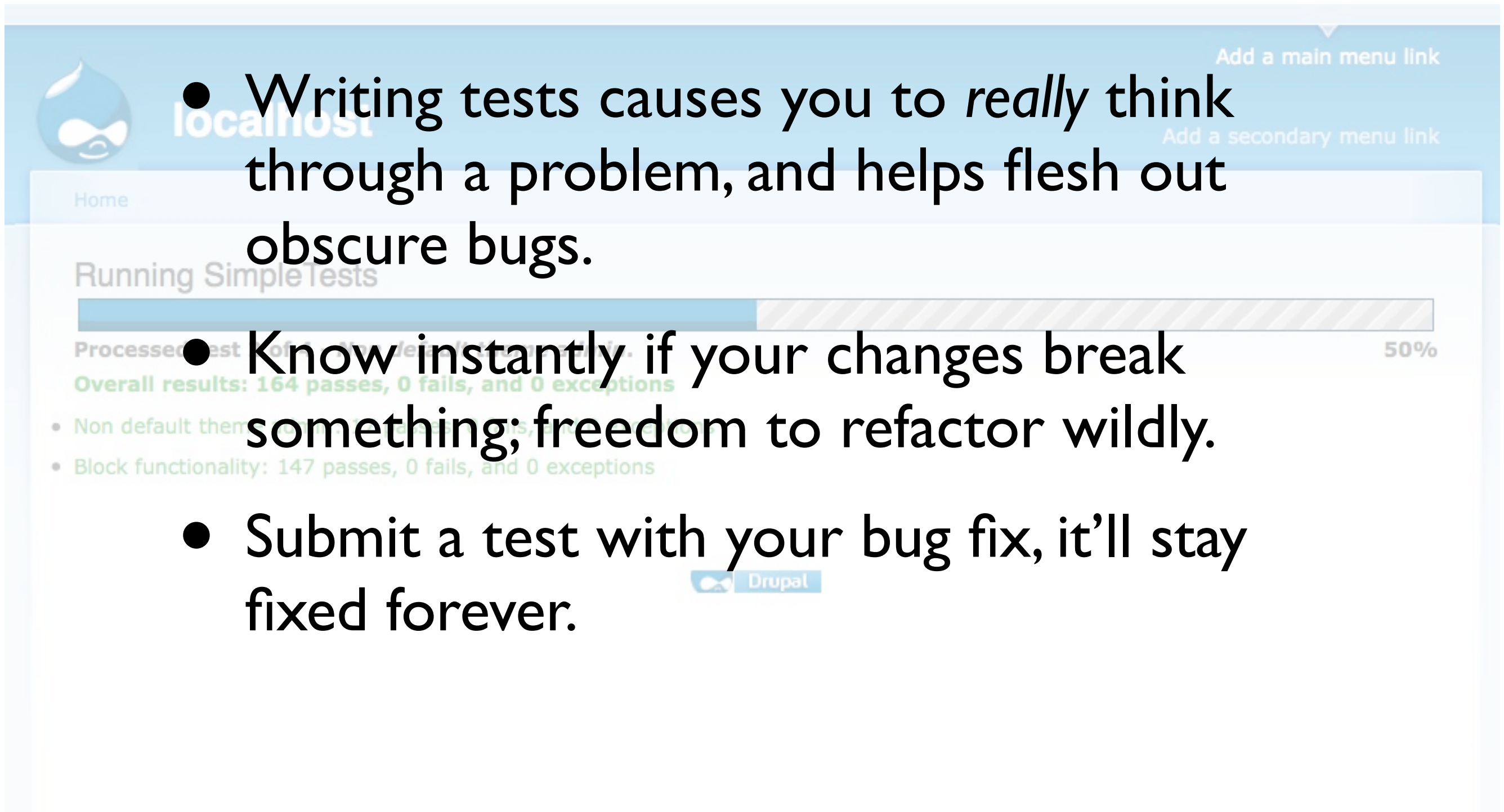
SimpleTest

- Writing tests causes you to *really* think through a problem, and helps flesh out obscure bugs.
- Know instantly if your changes break something; freedom to refactor wildly.



SimpleTest

- Writing tests causes you to *really* think through a problem, and helps flesh out obscure bugs.
- Know instantly if your changes break something; freedom to refactor wildly.
- Submit a test with your bug fix, it'll stay fixed forever.



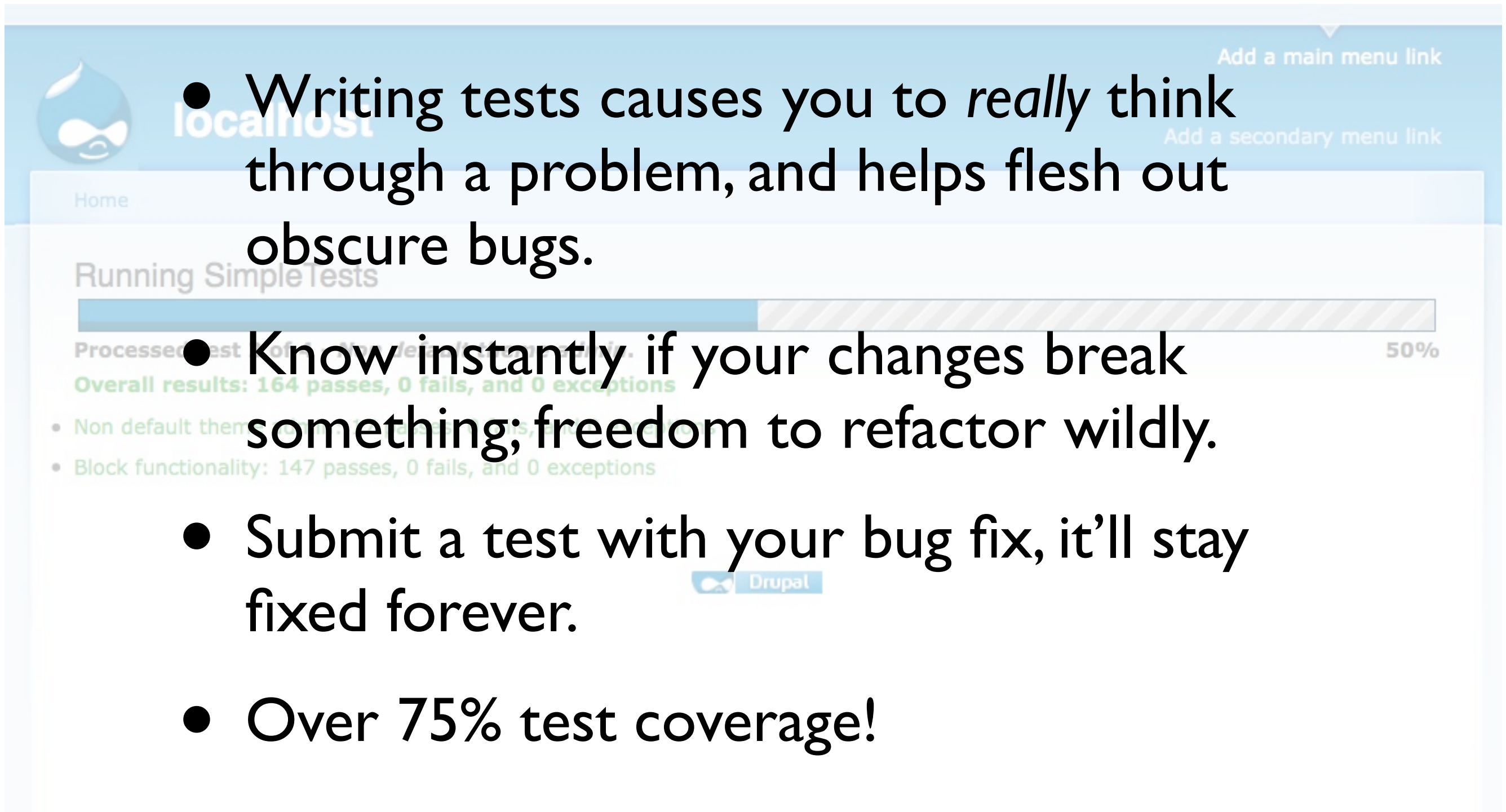
SimpleTest

- Writing tests causes you to *really* think through a problem, and helps flesh out obscure bugs.

- Know instantly if your changes break something; freedom to refactor wildly.

- Submit a test with your bug fix, it'll stay fixed forever.

- Over 75% test coverage!



SimpleTest




works in
6!

Excerpt from modules/block/block.test:

```
function testBox() {  
  // Add a new box by filling out the input form on the  
  // admin/build/block/add page.  
  $box = array();  
  $box['info'] = $this->randomName(8);  
  $box['title'] = $this->randomName(8);  
  $box['body'] = $this->randomName(32);  
  $this->drupalPost('admin/build/block/add', $box, t('Save block'));  
  
  // Confirm that the box has been created, and then query the created bid.  
  $this->assertText(t('The block has been created.'), t('Box successfully  
created.'));  
  $bid = db_result(db_query("SELECT bid FROM {box} WHERE info = '%s'",  
array($box['info'])));  
  
  // Check to see if the box was created by checking that it's in the  
  // database.  
  $this->assertNotNull($bid, t('Box found in database'));  
}
```

testing.drupal.org

[Main](#) [Status](#) [Stats](#) [Log](#) [Issues](#) [Development](#) [Contact](#)



 **testing.drupal.org** Let no patch go untested

Home

4677 patches tested!

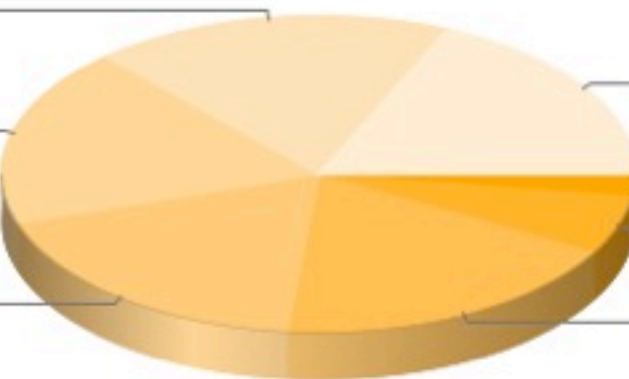
Query:

Search

ATS Development
\$0 \$3,000
 **27%**
Raised **\$810** of \$3,000
7 contributors | Ends 3/31
Automated Testing System Development
 Copy  About
ChipIn!
Click ChipIn to pay securely

Stats

Testing result breakdown



Category	Count
Passed tests.	10
Failed tests.	10
Failed to install HEAD.	10
Invalid PHP syntax.	10
Failed to run tests.	10
Failed to fetch file.	10
Failed to apply patch.	10

Drupal is a registered trademark of [Dries Buytaert](#).

18995 tests run!

testing.drupal.org

#1

[webchick](#) - December 23, 2008 - 20:11

Here, try this patch.

Attachment	Size
awesome_patch.patch	13.46 KB

Testbed results

[awesome_patch.patch](#) failed Failed: 10267 passes, 1 fail, 0 exceptions [Detailed results](#)

[delete](#) · [edit](#) · [reply](#)

#2

System Message - January 8, 2009 - 08:15

Status: patch (code needs review) » patch (code needs work)

The last submitted patch **failed testing**.

[delete](#) · [edit](#) · [reply](#)

#3

[webchick](#) - January 8, 2009 - 16:23

Status: patch (code needs work) » patch (code needs review)

Oops! Right you are, testing bot.

Attachment	Size
more_awsomer_patch.patch	13.46 KB

Testbed results

[more_awsomer_patch.patch](#) passed Passed: 10270 passes, 0 fails, 0 exceptions [Detailed results](#)

testing.drupal.org

#1

[webchick](#) - December 23, 2008 - 20:11

Here, try this patch.

Attachment	Size
awesome_patch.patch	13.46 KB

Testbed results

[awesome_patch.patch](#) failed Failed: 10267 passes, 1 fail, 0 exceptions [Detailed results](#)

[delete](#) · [edit](#) · [reply](#)

#2

System Message - January 8, 2009 - 08:15

Status: patch (code needs review) » patch (code needs work)

The last submitted patch **failed testing**.

[delete](#) · [edit](#) · [reply](#)

#3

[webchick](#) - January 8, 2009 - 16:23

Status: patch (code needs work) » patch (code needs review)

Oops! Right you are, testing bot.

Attachment	Size
more_awsomer_patch.patch	13.46 KB

Testbed results

[more_awsomer_patch.patch](#) passed Passed: 10270 passes, 0 fails, 0 exceptions [Detailed results](#)

testing.drupal.org

#1

[webchick](#) - December 23, 2008 - 20:11

Here, try this patch.

Attachment	Size
awesome_patch.patch	13.46 KB

Testbed results

[awesome_patch.patch](#) failed Failed: 10267 passes, 1 fail, 0 exceptions [Detailed results](#)

[delete](#) · [edit](#) · [reply](#)

#2

System Message - January 8, 2009 - 08:15

Status: [patch \(code needs review\)](#) » [patch \(code needs work\)](#)

The last submitted patch **failed testing**.

[delete](#) · [edit](#) · [reply](#)

#3

[webchick](#) - January 8, 2009 - 16:23

Status: [patch \(code needs work\)](#) » [patch \(code needs review\)](#)

Oops! Right you are, testing bot.

Attachment	Size
more_awsomer_patch.patch	13.46 KB

Testbed results

[more_awsomer_patch.patch](#) passed Passed: 10270 passes, 0 fails, 0 exceptions [Detailed results](#)

testing.drupal.org

- “Patch (code needs review)” and “Patch (reviewed & tested by community)” statuses can now be trusted.

#1

[webchick](#) - December 23, 2008 - 20:11

Here, try this patch.

Attachment	Size
awesome_patch.patch	13.46 KB

[awesome_patch.patch](#) failed Failed: 10267 passes, 1 fail, 0 exceptions [Detailed results](#)

[delete](#) · [edit](#) · [reply](#)

#2

System Message - January 8, 2009 - 08:15

Status: [patch \(code needs review\)](#) » [patch \(code needs work\)](#)

The last submitted patch **failed testing**.

[delete](#) · [edit](#) · [reply](#)

#3

[webchick](#) - January 8, 2009 - 16:23

Status: [patch \(code needs work\)](#) » [patch \(code needs review\)](#)

Oops! Right you are, testing bot.

Attachment	Size
more_awsomer_patch.patch	13.46 KB

Testbed results

[more_awsomer_patch.patch](#) passed Passed: 10270 passes, 0 fails, 0 exceptions [Detailed results](#)

testing.drupal.org

- “Patch (code needs review)” and “Patch (reviewed & tested by community)” statuses can now be trusted.
- Reviewers no longer getting carpal tunnel clicking through all the basic stuff.

The screenshot displays the testing.drupal.org interface with three distinct sections. The top section, labeled #1, shows a patch named 'awesome_patch.patch' (13.46 KB) that has failed testing, with a red background and the message 'Failed: 10267 passes, 1 fail, 0 exceptions'. The middle section, labeled #2, is a system message from January 8, 2009, stating 'The last submitted patch failed testing.' The bottom section, labeled #3, shows a patch named 'more_awsomer_patch.patch' (13.46 KB) that has passed testing, with a green background and the message 'Passed: 10270 passes, 0 fails, 0 exceptions'. The interface includes user avatars, timestamps, and status labels like 'patch (code needs review)' and 'patch (code needs work)'.

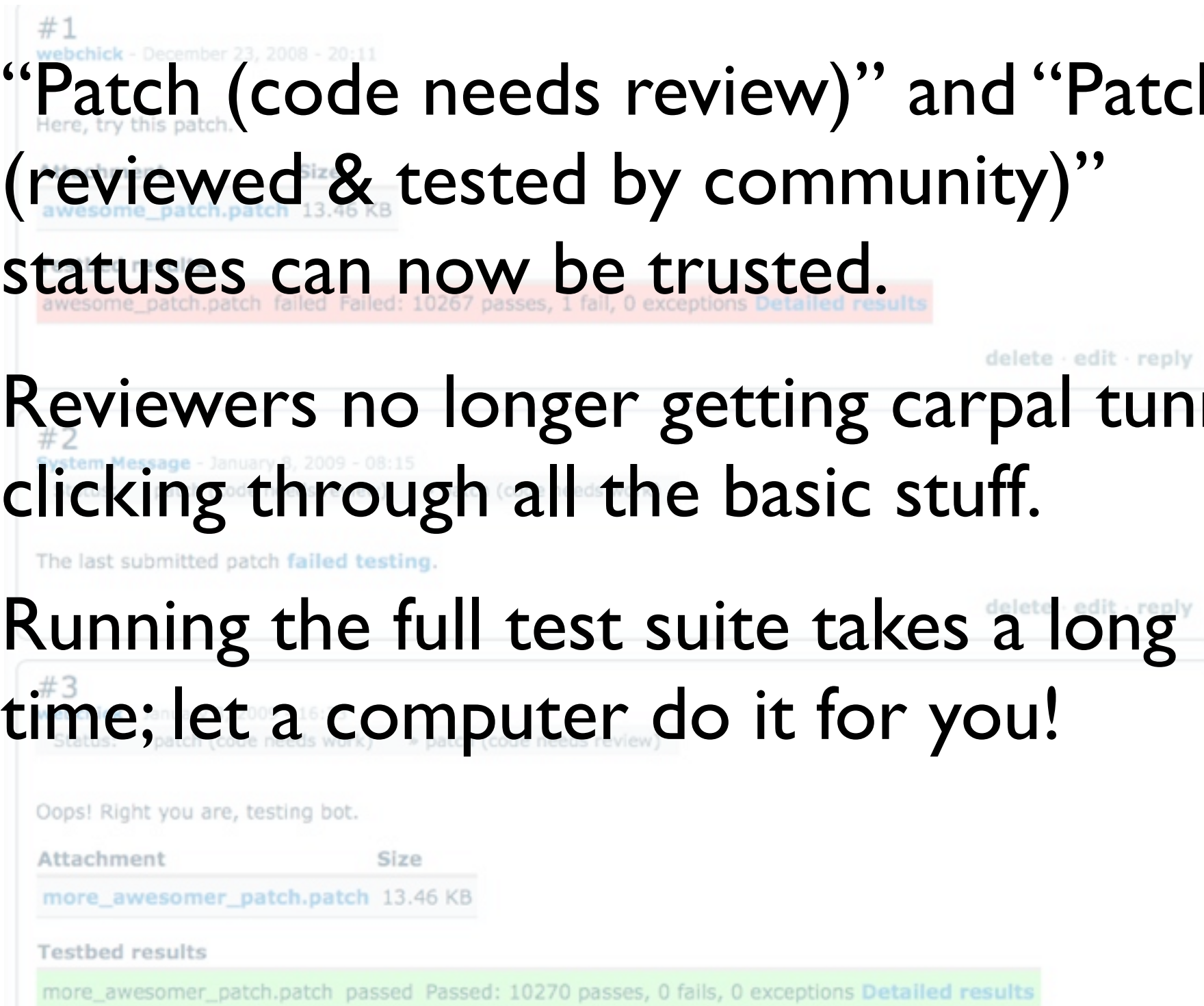
#1
webchick - December 23, 2008 - 20:11
Here, try this patch.
Attachment: awesome_patch.patch 13.46 KB
awesome_patch.patch failed Failed: 10267 passes, 1 fail, 0 exceptions Detailed results
delete · edit · reply

#2
System Message - January 8, 2009 - 08:15
The last submitted patch failed testing.
delete · edit · reply

#3
webchick - January 8, 2009 - 16:23
Status: patch (code needs work) » patch (code needs review)
Oops! Right you are, testing bot.
Attachment Size
more_awsomer_patch.patch 13.46 KB
Testbed results
more_awsomer_patch.patch passed Passed: 10270 passes, 0 fails, 0 exceptions Detailed results

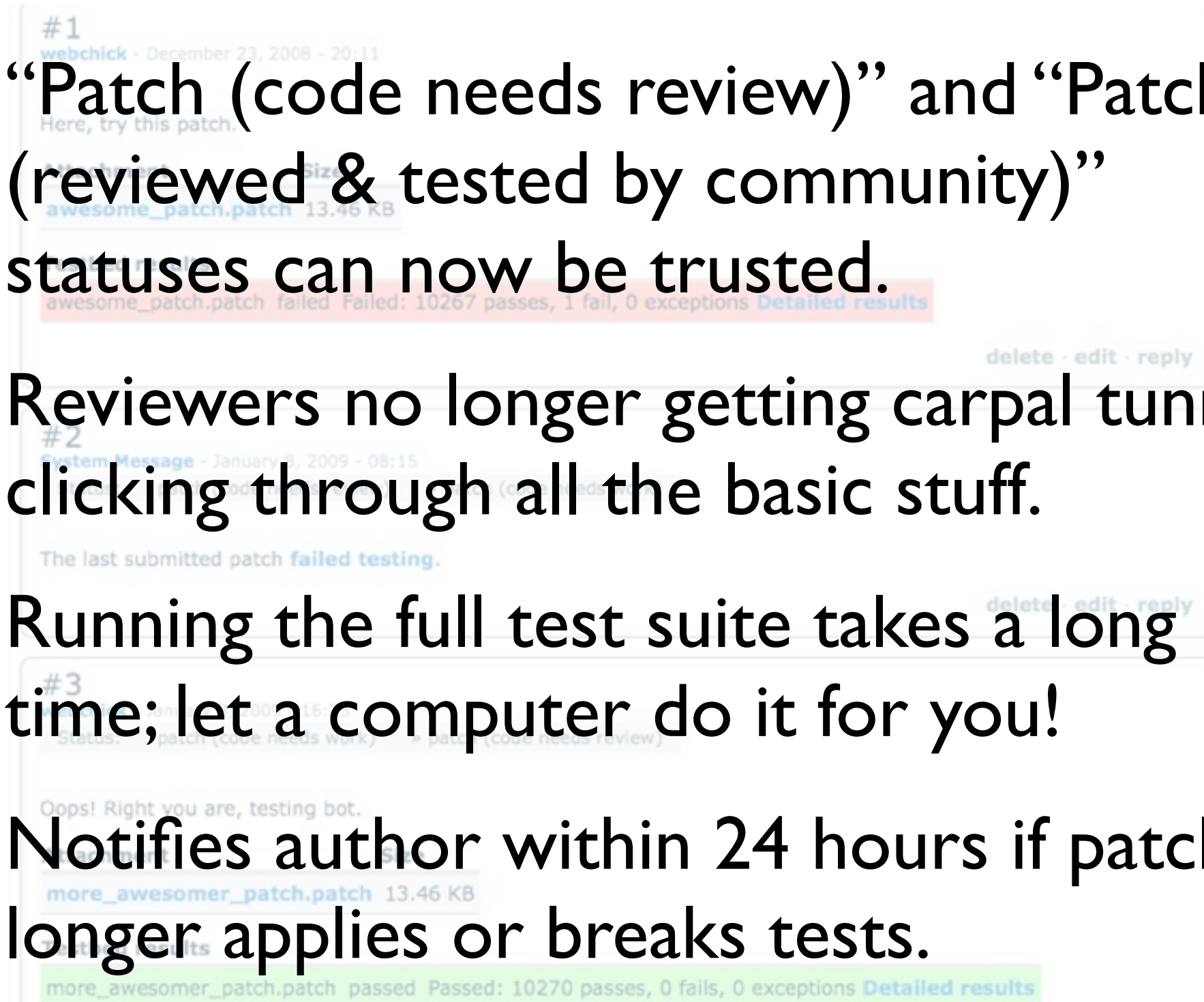
testing.drupal.org

- “Patch (code needs review)” and “Patch (reviewed & tested by community)” statuses can now be trusted.
- Reviewers no longer getting carpal tunnel clicking through all the basic stuff.
- Running the full test suite takes a long time; let a computer do it for you!



testing.drupal.org

- “Patch (code needs review)” and “Patch (reviewed & tested by community)” statuses can now be trusted.
- Reviewers no longer getting carpal tunnel clicking through all the basic stuff.
- Running the full test suite takes a long time; let a computer do it for you!
- Notifies author within 24 hours if patch no longer applies or breaks tests.



What's next for testing?

- testing.drupal.org testing on multiple databases/platforms
- Automated testing for contributed modules
- Testing site per patch
- Automated testing for JavaScript
- Improved core test coverage

Sign me up!

- <http://drupal.org/community-initiatives/drupal-core/testing>
- <http://groups.drupal.org/testing-qa>
- testing.drupal.org back-end:
Go see the “Saving Webchick Time” session
- Donate to testing framework improvements @ <http://testing.drupal.org/>



DATABASE

THE NEXT GENERATION

The who in the what now?

- Database abstraction layer built with PHP Data Objects (PDO)
- Theoretical support for any database PHP supports; mysql, **sqlite**, and pgsql drivers in D7.
- Dynamic query builder (db_rewrite_sql is DEAD!), with support for old-fashioned SELECTs for simple queries.
- Transaction support
- Master/slave replication

Static Select Queries

Drupal 6:

```
$result = db_query("SELECT nid, title FROM {node} WHERE  
type = '%s' AND nid = %d", array($type, $nid));  
$node = db_fetch_object($result);
```

Drupal 7:

```
$node = db_query('SELECT nid, title FROM {node} WHERE  
type = :type AND nid = :nid', array(':type' => $type,  
':nid' => $nid))->fetchObject();
```


Dynamic Select Queries

Drupal 6:

```
$result = pager_query(db_rewrite_sql('SELECT n.nid FROM {node} n  
WHERE n.promote = 1 AND n.status = 1 ORDER BY n.sticky DESC,  
n.created DESC'), variable_get('default_nodes_main', 10));
```

Drupal 7:

```
$select = db_select('node', 'n')  
->fields('n', array('nid'))  
->condition('promote', 1)  
->condition('status', 1)  
->orderBy('sticky', 'DESC')  
->orderBy('created', 'DESC')  
->extend('PagerDefault')  
->limit(variable_get('default_nodes_main', 10))  
->addTag('node_access');
```

Other Queries

Insert

```
$nid = db_insert('node')
->fields(array('title', 'uid'))
->values(array(
    'title' => 'Example',
    'uid' => 1,
))
->execute();
```

Delete

```
$num_deleted = db_delete('node')
->condition('nid', 5)
->execute();
```

Update

```
$num_updated = db_update('node')
->fields(array(
    'uid' => 5,
    'status' => 1,
))
->condition('created', REQUEST_TIME - 3600, '>=')
->execute();
```

hook_query_alter()

Drupal 6:

```
function hook_db_rewrite_sql($query, $primary_table, $primary_field, $args) {  
  switch ($primary_field) {  
    case 'nid':  
      $return = array();  
      if ($primary_table != 'n') {  
        $return['join'] = "LEFT JOIN {node} n ON $primary_table.nid = n.nid";  
      }  
      $return['where'] = 'created >' . time() - 3600;  
      return $return;  
      break;  
    }  
}
```

Drupal 7:

```
function hook_query_alter(&$query) {  
  if ($query->hasTag('node_access')) {  
    $query->condition('created', time() - 3600, '>');  
  }  
}
```


What's next for databases?

- Improvements to:
 - Slave replication
 - Schema API
 - Update system
 - Multiple database support
- Conversion of all core queries to DBTNG

Sign me up!

- <http://drupal.org/community-initiatives/drupal-core/database>
- <http://groups.drupal.org/database>
- DBTNG session (uh. right now :\\)
- API docs: <http://drupal.org/node/310069>
- Core conversion party on Saturday!

Field API

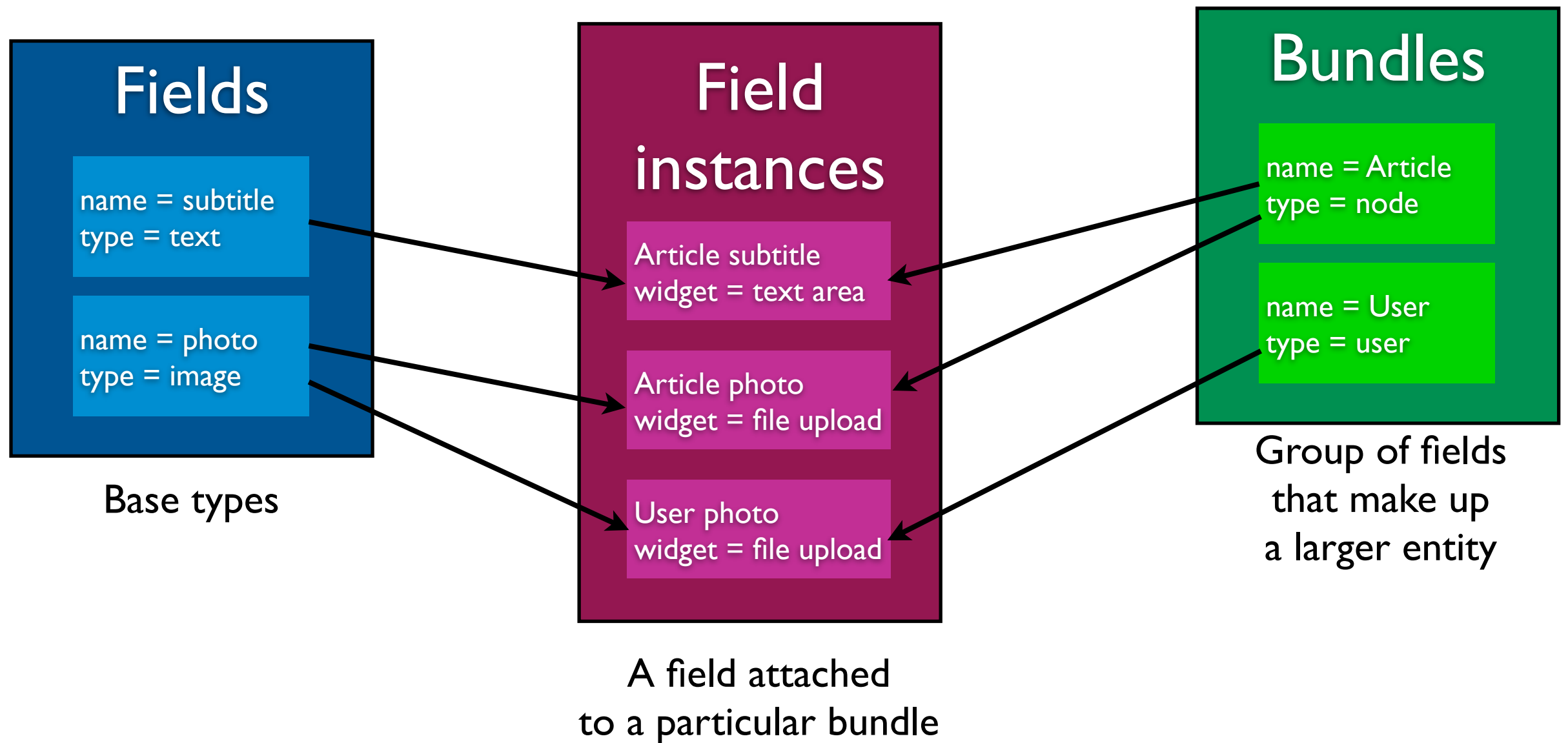
Core - fields

Enabled	Name	Version	Description
<input type="checkbox"/>	List		Defines list field types. Use with Options to create selection lists.
<input type="checkbox"/>	Number		Defines numeric field types.
<input type="checkbox"/>	Options		Defines selection, check box and radio button widgets for text and numeric fields.
<input type="checkbox"/>	Text		Defines simple text field types.

About Field API

- CCK API in Drupal core (UI in contrib)
- No longer node-specific: can attach fields to users, potentially other objects.
- Swappable storage back-ends (currently, SQL but potentially web services, etc.)
- Consistent way of storing/referencing fields to ease making changes.

Overview



CCK Today

content_type_profile
(content type)

nid	vid	name	gender	age	color	picture
1	1	Sally	F	37	Purple	sally.png
2	2	Jesse	M	32	Red	jesse.png

CCK Today

Global settings

These settings apply to the *Color* field in every content type in which it appears.

☐ Required

Number of values:

1

Unlimited

1

2

3

4

5

6

7

8

9

10

Number of values users can enter for this field.

Warning: Changing this setting after data has been created could result in the loss of data!

Text processing:

Plain text

Filtered text (user selects input format)

Maximum length:

The maximum length of the field in characters. Leave blank for an unlimited size.


CCK Today

content_type_profile
(content type)

nid	vid	name	gender	age	color	picture
1	1	Sally	F	37	Purple	sally.png
2	2	Jesse	M	32	Red	jesse.png

content_field_fav_colors
(multi-value field)

nid	vid	delta	color
1	1	0	Purple
1	1	1	Green
2	2	0	Red



CCK Today

Label Field name (a-z, 0-9, _) Type of data to store.

⊕

Existing field

Album Cover

Label

- Select an existing field -

- Select an existing field -

File: field_file (File)

File: field_picture (Picture)

Save

CCK Today

content_type_profile
(content type)

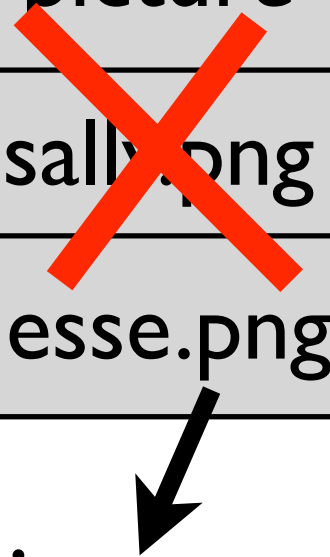
nid	vid	name	gender	age	picture
1	1	Sally	F	37	sally.png
2	2	Jesse	M	32	jesse.png

content_field_fav_colors
(multi-value field)

nid	vid	delta	color
1	1	0	Purple
1	1	1	Green

content_field_picture
(shared field)

nid	vid	image
1	1	sally.png
1	1	album_cover.png



Field API

field_data_name

“entity type”

1 = user

2 = node

“revision id”
Corresponds
to node rev. ID

etid	bundle	entity_id	revision_id	delta	name_value
2	profile	1	1	0	Sally
2	profile	2	2	0	Jesse

“bundle”
Name of
content type

“entity id”
Corresponds
to node ID

Field API

etid	bundle	entity_id	revision_id	delta	name_value
2	profile	1	1	0	Sally
2	profile	2	2	0	Jesse

etid	bundle	entity_id	revision_id	delta	gender_value
2	profile	1	1	0	F
2	profile	2	2	0	M

etid	bundle	entity_id	revision_id	delta	color_value
2	profile	1	1	0	Purple
2	profile	1	1	1	Green
2	profile	2	2	0	Red

etid	bundle	entity_id	revision_id	delta	picture_value
2	profile	1	1	0	sally.png
2	profile	2	2	0	jesse.png
2	album	3	3	0	cover.png

What's next for Field API?

- Performance improvements with per-"bundle" storage and materialized views
- Translatable fields
- User Interface?
- Additional fields types (+ body/teaser/taxonomy?)

Sign me up!

- <http://drupal.org/community-initiatives/drupal-core/fields>
- <http://groups.drupal.org/fields-core>
- API documentation: <http://api.drupal.org/api/group/field/7>



Performance

Registry

name	type	filename	module	suffix	weight
system_help	function	modules/system/system.module	system	help	0
system_theme	function	modules/system/system.module	system	theme	0
system_perm	function	modules/system/system.module	system	perm	0
system_rdf_namespaces	function	modules/system/system.module	system	rdf_namespaces	0
system_elements	function	modules/system/system.module	system	elements	0
system_menu	function	modules/system/system.module	system	menu	0
blocked_ip_load	function	modules/system/system.module	system		0
_system_themes_access	function	modules/system/system.module	system		0
system_init	function	modules/system/system.module	system	init	0
system_preprocess_page	function	modules/system/system.module	system	preprocess_page	0
system_user_form	function	modules/system/system.module	system	user_form	0
system_user_register	function	modules/system/system.module	system	user_register	0
system_user_login	function	modules/system/system.module	system	user_login	0
system_user_timezone	function	modules/system/system.module	system	user_timezone	0
system_block_list	function	modules/system/system.module	system	block_list	0
system_block_configure	function	modules/system/system.module	system	block_configure	0
system_block_save	function	modules/system/system.module	system	block_save	0
system_block_view	function	modules/system/system.module	system	block_view	0
system_admin_menu_block	function	modules/system/system.module	system	admin_menu_block	0
system_theme_select_form	function	modules/system/system.module	system	theme_select_form	0

Registry

name	type	filename	module	suffix	weight
system_help	function	modules/system/system.module	system	help	0
system_theme	function	modules/system/system.module	system	theme	0
system_perm	function	modules/system/system.module	system	perm	0
system_rdf_namespaces	function	modules/system/system.module	system	rdf_namespaces	0
system_elements	function	modules/system/system.module	system	elements	0
system_menu	function	modules/system/system.module	system	menu	0
blocked_ip_load	function	modules/system/system.module	system		0
_system_themes_access	function	modules/system/system.module	system		0
system_init	function	modules/system/system.module	system	init	0
system_preprocess_page	function	modules/system/system.module	system	preprocess_page	0
system_user_form	function	modules/system/system.module	system	user_form	0
system_user_register	function	modules/system/system.module	system	user_register	0
system_user_login	function	modules/system/system.module	system	user_login	0
system_user_timezone	function	modules/system/system.module	system	user_timezone	0
system_block_list	function	modules/system/system.module	system	block_list	0
system_block_configure	function	modules/system/system.module	system	block_configure	0
system_block_save	function	modules/system/system.module	system	block_save	0
system_block_view	function	modules/system/system.module	system	block_view	0
system_admin_menu_block	function	modules/system/system.module	system	admin_menu_block	0
system_theme_select_form	function	modules/system/system.module	system	theme_select_form	0

Registry

- Auto-parses and caches list of all functions, classes, and interfaces in all files

name	type	filename	module	suffix	weight
system_help	function	modules/system/system.module	system	help	0
system_theme	function	modules/system/system.module	system	theme	0
system_perm	function	modules/system/system.module	system	perm	0
system_rdf_namespaces	function	modules/system/system.module	system	rdf_namespaces	0
system_elements	function	modules/system/system.module	system	elements	0
system_menu	function	modules/system/system.module	system	menu	0
blocked_ip_load	function	modules/system/system.module	system		0
_system_themes_access	function	modules/system/system.module	system		0
system_init	function	modules/system/system.module	system	init	0
system_preprocess_page	function	modules/system/system.module	system	preprocess_page	0
system_user_form	function	modules/system/system.module	system	user_form	0
system_user_register	function	modules/system/system.module	system	user_register	0
system_user_login	function	modules/system/system.module	system	user_login	0
system_user_timezone	function	modules/system/system.module	system	user_timezone	0
system_block_list	function	modules/system/system.module	system	block_list	0
system_block_configure	function	modules/system/system.module	system	block_configure	0
system_block_save	function	modules/system/system.module	system	block_save	0
system_block_view	function	modules/system/system.module	system	block_view	0
system_admin_menu_block	function	modules/system/system.module	system	admin_menu_block	0
system_theme_select_form	function	modules/system/system.module	system	theme_select_form	0

Registry

- Auto-parses and caches list of all functions, classes, and interfaces in all files
- Facilitates faster hook calls; only loop through modules that implement a hook

name	type	filename	module	suffix	weight
system_help	function	modules/system/system.module	system	help	0
system_theme	function	modules/system/system.module	system	theme	0
system_perm	function	modules/system/system.module	system	perm	0
system_rdf_namespaces	function	modules/system/system.module	system	rdf_namespaces	0
system_elements	function	modules/system/system.module	system	elements	0
system_theme_select_form	function	modules/system/system.module	system	theme_select_form	0
blocked_ip_load	function	modules/system/system.module	system		0
_system_block_access	function	modules/system/system.module	system		0
system_init	function	modules/system/system.module	system	init	0
system_preprocess_page	function	modules/system/system.module	system	preprocess_page	0
system_user_form	function	modules/system/system.module	system	user_form	0
system_user_register	function	modules/system/system.module	system	user_register	0
system_user_login	function	modules/system/system.module	system	user_login	0
system_user_timezone	function	modules/system/system.module	system	user_timezone	0
system_block_list	function	modules/system/system.module	system	block_list	0
system_block_configure	function	modules/system/system.module	system	block_configure	0
system_block_save	function	modules/system/system.module	system	block_save	0
system_block_view	function	modules/system/system.module	system	block_view	0
system_admin_menu_block	function	modules/system/system.module	system	admin_menu_block	0
system_theme_select_form	function	modules/system/system.module	system	theme_select_form	0

Registry

- Auto-parses and caches list of all functions, classes, and interfaces in all files
- Facilitates faster hook calls; only loop through modules that implement a hook
- Allows more fine-grained break-up of code (ex: all “info” functions in module.registry.inc)

name	type	filename	module	suffix	weight
system_help	function	modules/system/system.module	system	help	0
system_theme	function	modules/system/system.module	system	theme	0
system_perm	function	modules/system/system.module	system	perm	0
system_rdf_namespaces	function	modules/system/system.module	system	rdf_namespaces	0
system_elements	function	modules/system/system.module	system	elements	0
system_theme	function	modules/system/system.module	system	theme	0
blocked_ip_load	function	modules/system/system.module	system		0
_system_block_access	function	modules/system/system.module	system		0
system_init	function	modules/system/system.module	system	init	0
system_preprocess_page	function	modules/system/system.module	system	preprocess_page	0
system_user_form	function	modules/system/system.module	system	user_form	0
system_user_register	function	modules/system/system.module	system	user_register	0
system_user_login	function	modules/system/system.module	system	user_login	0
system_user_timezone	function	modules/system/system.module	system	user_timezone	0
system_block_list	function	modules/system/system.module	system	block_list	0
system_block_configure	function	modules/system/system.module	system	block_configure	0
system_block_save	function	modules/system/system.module	system	block_save	0
system_block_view	function	modules/system/system.module	system	block_view	0
system_admin_menu_block	function	modules/system/system.module	system	admin_menu_block	0
system_theme_select_form	function	modules/system/system.module	system	theme_select_form	0

Registry

- Auto-parses and caches list of all functions, classes, and interfaces in all files
- Facilitates faster hook calls; only loop through modules that implement a hook
- Allows more fine-grained break-up of code (ex: all “info” functions in `module.registry.inc`)
- Need to register all files in `.info`:

name	type	filename	module	suffix	weight
system_help	function	modules/system/system.module	system	help	0
system_theme	function	modules/system/system.module	system	theme	0
system_perm	function	modules/system/system.module	system	perm	0
system_rdf_namespaces	function	modules/system/system.module	system	rdf_namespaces	0
system_elements	function	modules/system/system.module	system	elements	0
system_menu	function	modules/system/system.module	system	menu	0
blocked_ip_load	function	modules/system/system.module	system		0
_system_block_access	function	modules/system/system.module	system		0
system_init	function	modules/system/system.module	system	init	0
system_preprocess_page	function	modules/system/system.module	system	preprocess_page	0
system_user_form	function	modules/system/system.module	system	user_form	0
system_user_register	function	modules/system/system.module	system	user_register	0
system_user_login	function	modules/system/system.module	system	user_login	0
system_user_timezone	function	modules/system/system.module	system	user_timezone	0
system_block_list	function	modules/system/system.module	system	block_list	0
system_block_configure	function	modules/system/system.module	system	block_configure	0
system_block_save	function	modules/system/system.module	system	block_save	0
system_block_view	function	modules/system/system.module	system	block_view	0
system_admin_menu_block	function	modules/system/system.module	system	admin_menu_block	0
system_theme_select_form	function	modules/system/system.module	system	theme_select_form	0

Registry

- Auto-parses and caches list of all functions, classes, and interfaces in all files
- Facilitates faster hook calls; only loop through modules that implement a hook
- Allows more fine-grained break-up of code (ex: all “info” functions in `module.registry.inc`)
- Need to register all files in `.info`:

name	type	filename	module	suffix	weight
system_help	function	modules/system/system.module	system	help	0
system_theme	function	modules/system/system.module	system	theme	0
system_perm	function	modules/system/system.module	system	perm	0
system_rdf_namespaces	function	modules/system/system.module	system	rdf_namespaces	0
system_elements	function	modules/system/system.module	system	elements	0
system_menu	function	modules/system/system.module	system	menu	0
blocked_ip_load	function	modules/system/system.module	system		0
_system_block_access	function	modules/system/system.module	system		0
system_init	function	modules/system/system.module	system	init	0
system_preprocess_page	function	modules/system/system.module	system	preprocess_page	0
system_user_form	function	modules/system/system.module	system	user_form	0
system_user_register	function	modules/system/system.module	system	user_register	0
system_user_login	function	modules/system/system.module	system	user_login	0
system_user_timezone	function	modules/system/system.module	system	user_timezone	0
system_block_list	function	modules/system/system.module	system	block_list	0
system_block_configure	function	modules/system/system.module	system	block_configure	0
system_block_save	function	modules/system/system.module	system	block_save	0
system_block_view	function	modules/system/system.module	system	block_view	0
system_admin_menu_block	function	modules/system/system.module	system	admin_menu_block	0
system_theme_select_form	function	modules/system/system.module	system	theme_select_form	0

Registry

- Auto-parses and caches list of all functions, classes, and interfaces in all files
- Facilitates faster hook calls; only loop through modules that implement a hook
- Allows more fine-grained break-up of code (ex: all “info” functions in `module.registry.inc`)
- Need to register all files in `.info`:

```
files[] = example.module  
files[] = example.install
```

name	type	filename	module	suffix	weight
system_help	function	modules/system/system.module	system	help	0
system_theme	function	modules/system/system.module	system	theme	0
system_perm	function	modules/system/system.module	system	perm	0
system_rdf_namespaces	function	modules/system/system.module	system	rdf_namespaces	0
system_elements	function	modules/system/system.module	system	elements	0
system_menu	function	modules/system/system.module	system	menu	0
blocked_ip_load	function	modules/system/system.module	system		0
_system_page_access	function	modules/system/system.module	system		0
system_init	function	modules/system/system.module	system	init	0
system_preprocess_page	function	modules/system/system.module	system	preprocess_page	0
system_user_form	function	modules/system/system.module	system	user_form	0
system_user_register	function	modules/system/system.module	system	user_register	0
system_user_login	function	modules/system/system.module	system	user_login	0
system_user_timezone	function	modules/system/system.module	system	user_timezone	0
system_block_list	function	modules/system/system.module	system	block_list	0
system_block_configure	function	modules/system/system.module	system	block_configure	0
system_block_save	function	modules/system/system.module	system	block_save	0
system_block_view	function	modules/system/system.module	system	block_view	0
system_admin_menu_block	function	modules/system/system.module	system	admin_menu_block	0
system_theme_select_form	function	modules/system/system.module	system	theme_select_form	0

No more \$op




- `hook_nodeapi()`, `hook_user()`,
`hook_block()`, etc. are no longer “mega”
hooks:
- `hook_nodeapi_load()`,
`hook_nodeapi_update()`
- `hook_user_register()`, `hook_user_login()`
- `hook_block_list()`, `hook_block_view()`
- `hook_form_FORM_ID_alter()`

Multi-load!

- `node_load_multiple()`
- `file_load_multiple()`
- `taxonomy_term_load_multiple()`
- `user_load_multiple()` (coming soon!)

File API



File API improvements

- Files are now first-class objects
- `hook_file_load()`, `hook_file_save()`, `hook_file_move()`, etc.
- Files are managed automatically; no need to deal with `{files}` table yourself
- Potential for modules to share files

What's next for files?

- Image handling in core (for real this time?)
- File management console
- Native file fields
- Improved private file handling?

Sign me up!

- <http://drupal.org/community-initiatives/drupal-core/files>
- <http://drupal.org/community-initiatives/drupal-core/images>
- <http://groups.drupal.org/file-api>
- <http://groups.drupal.org/image>

Hooks



New Hooks in D7

- `hook_modules_X()`: installed, enabled, disabled, uninstalled
- `hook_taxonomy_term_X()`: load, insert, update, delete
- `hook_taxonomy_vocabulary_X()`: load, insert, update, delete
- `hook_aggregator_X()`: fetch, parse, process, remove

hook_page_alter()

Drupal 6:

```
function page_callback($nids) {  
  $output =  
    t('Welcome to a big list of nodes.');
```

```
  foreach ($nids as $nid) {  
    $output .= node_view(node_load($nid));  
  }  
  $output .= theme('pager');
```

```
  return $output;  
}
```

Drupal 7:

```
function page_callback($nids) {  
  $nodes = node_load_multiple($nids);  
  $build['message'] = array(  
    '#markup' =>  
      t('Welcome to a big list of nodes.');
```

```
  );  
  foreach ($nodes as $node) {  
    $build['nodes'][$node->nid] =  
      node_build($node);  
  }  
  $build['pager'] = array(  
    '#markup' => theme('pager'),  
    '#weight' => 5,  
  );  
  
  return drupal_get_page($build);  
}
```

\$page object

```
$page['left']['blocks']['user-navigation']['#block'] = (block object);  
$page['content']['message']['#markup'] = 'Welcome to a big list of nodes.';  
$page['content']['nodes'] = (array of node objects keyed by node ID);  
$page['content']['pager']['#markup'] = (HTML markup of pager);  
$page['footer']['blocks']['system-powered-by']['#block'] = (block object);
```

Mwahahahahaha....!

Questions?